



# DAEMEN

## WILDCATS

**ATHLETIC COMMUNICATIONS** | MBB Contact: Mike Miranto  
(716) 839-8385 | mmiranto@daemen.edu | @DaemenMBB

### 2021-22 DAEMEN MEN'S BASKETBALL GAME NOTES

GAME # 10

Date Dec. 18  
Time 11:00 a.m.  
Location Buffalo, N.Y.  
Venue KeyBank Center  
TV/Webstream ECC Network  
Live Stats daemenwildcats.com

#### SCHEDULE/RESULTS

**OVERALL:** 5-5 | **ECC:** 3-0 | **STREAK:** W2  
**HOME:** 3-0 | **AWAY:** 1-4 | **NEUTRAL:** 1-1

##### OCTOBER (1-2)

29 vs. (RV) MSU Moorhead ^ W, 67-63  
30 vs. #4 Colorado Mesa ^ L, 76-65  
31 at #3 West Texas A&M ^ L, 69-66

##### NOVEMBER (2-2)

4 at Buffalo # Canceled  
8 **MEDAILLE #** Canceled  
12 **U. SCIENCES %** Canceled  
13 **BENTLEY %** Canceled  
18 at #12/#15 Mercyhurst L, 85-63  
23 at Staten Island \* W, 80-61  
27 **ST. ROSE** **W, 83-71**  
29 at #7/#4 West Liberty L, 63-61

##### DECEMBER (2-1)

6 at Le Moyne L, 84-77  
8 **ROBERTS WESLEYAN \*** **W, 81-72**  
12 **BRIDGEPORT \*** **W, 71-59**  
18 **FRANKLIN PIERCE \$** **11 AM**  
20 at Dist. Columbia \* 3 PM  
30 **STONEHILL** **12 PM**

##### JANUARY (0-0)

1 **ST. ANSELM** **1 PM**  
3 at Clarion 3 PM  
8 at D'Youville \* 12 PM  
14 **MOLLOY \*** **7:30 PM**  
16 **QUEENS \*** **2 PM**  
21 at St. Thomas Aquinas \* 7:30 PM  
23 at Mercy \* 2 PM  
28 **STATEN ISLAND \*** **7:30 PM**  
30 **DIST. COLUMBIA \*** **2 PM**

##### FEBRUARY (0-0)

2 at Roberts Wesleyan \* 8 PM  
5 at Bridgeport \* 3 PM  
9 **D'YOUVILLE \*** **7:30 PM**  
18 **ST. THOMAS AQUINAS \*** **7:30 PM**  
20 **MERCY \*** **2 PM**  
24 at Molloy \* 7 PM  
26 at Queens \* 1:30 PM

#### HOME GAMES IN BOLD CAPS

^ D2CCA Tip-Off Classic (Canton, Texas)

# Exhibition Game

% East Region Challenge

\$ Game Played At KeyBank Center (Buffalo, N.Y.)

\* East Coast Conference Game

#### THE MATCHUP



Franklin Pierce  
6-3 (4-1 NE10)

David Chadbourne  
23rd season  
316-288 (.523)  
I. Moore (24.7)  
M. Zegarowski (6.6)  
I. Moore (5.0)  
@FPURavensMBB  
fpuravens.com



Daemen  
5-5 (3-0 ECC)

**Team Record**  
**NABC Ranking**  
**D2SIDA Ranking**  
**Head Coach**  
**Experience**  
**Career Record**  
**Top Scorer**  
**Top Rebounder**  
**Top Assists**  
**Twitter**  
**Website**

Mike MacDonald  
25th season  
401-288 (.582)  
A. Sischo (22.4)  
A. Sischo (13.3)  
S. Fasoyiro (2.8)  
@DaemenMBB  
daemenwildcats.com

#### PROBABLE STARTERS



#	Name	Pos.	Ht.	Yr.	PPG	RPG	APG	FG%	3FG%
2	S. Fasoyiro	G	6-3	Gr.	13.2	5.4	2.8	.462	.381
4	K. Harris	G	6-3	Gr.	6.0	4.0	2.6	.257	.320
5	R. Salzberg	G	6-4	Jr.	5.5	1.3	2.3	.362	.333
15	A. Mason	G	6-3	So.	10.5	3.8	1.9	.476	.477
22	A. Sischo	C	6-9	Gr.	22.4	13.3	0.5	.617	.429

#### OFF THE BENCH

11	J. Johnson	G	6-0	So.	2.2	0.9	0.9	.389	.444
13	N. MacDonald	G	6-5	Jr.	6.1	2.0	1.7	.333	.324
25	R. Bradley	F	6-7	R-Jr.	5.5	4.6	0.9	.419	.333
30	Z. Veiga	F	6-4	Gr.	1.5	1.0	0.2	.444	.250
33	J. Atkins	G/F	6-5	R-Jr.	2.5	2.1	0.1	.357	.000

## NUMERICAL ROSTER

#	Name	Pos.	Ht.	Yr.	Hometown
2	Sean Fasoyiro	G	6-3	Gr.	Houston, Texas
3	Tyler Hind	G	5-11	So.	Randolph, N.Y.
4	Kyle Harris	G	6-3	Gr.	Buffalo, N.Y.
5	Ryan Salzberg	G	6-4	Jr.	Manlius, N.Y.
10	Trevor Book	G	6-4	R-Jr.	N. Tonawanda, N.Y.
11	Juston Johnson	G	6-0	So.	Buffalo, N.Y.
12	Patrick Higgins	G	5-10	R-So.	Pennington, N.J.
13	Nick MacDonald	G	6-5	Jr.	Amherst, N.Y.
15	Andrew Mason	G	6-3	So.	Webster, N.Y.
21	Sayeed Osorio	G	6-1	Sr.	New York, N.Y.
22	Andrew Sischo	C	6-9	Gr.	Guilderland, N.Y.
23	Justin Hemphill	F	6-6	So.	Buffalo, N.Y.
24	Ziv Basden	F	6-5	Gr.	Nassau, Bahamas
25	Ryan Bradley	F	6-7	R-Jr.	Niagara Falls, N.Y.
30	Zecaree Veiga	F	6-4	Gr.	Riverside, R.I.
33	Joey Atkins	F	6-5	R-Jr.	Watervliet, N.Y.
35	Tyler Putney	G	6-6	Fr.	Fredonia, N.Y.
45	Justin Pouppey	G	5-10	R-So.	Buffalo, N.Y.
50	Tony Arnold	G	6-1	So.	Rochester, N.Y.

## COACHING STAFF

Head Coach: **Mike MacDonald** (St. Bonaventure '88); 8th season  
 Assistant Coach: **Ryan Grandits** (Medaille '15)  
 Assistant Coach: **Matt Hart** (George Washington '17)  
 Assistant Coach: **Matt Hartman** (Hilbert '21)  
 Director of Player Development: **David Johnson** (Daemen '10)  
 Athletic Trainer: **Jeff Sage** (SUNY Brockport '94)  
 Strength & Conditioning Coach: **Katie Eschner** (Slippery Rock '15)

## PRONUNCIATIONS

2	Sean <b>FASOYIRO</b>	Fass-oh-yeer-oh
3	Tyler <b>HIND</b>	High-nd
11	<b>JUSTON</b> Johnson	Justin
21	<b>SAYEED OSORIO</b>	Sy-eed Oh-sor-ee-oh
22	Andrew <b>SISCHO</b>	Siss-koh
23	Justin <b>HEMPHILL</b>	Hemp-hill
24	Ziv <b>BASDEN</b>	Bayz-din
30	Zecaree <b>VEIGA</b>	Vay-gah
45	Justin <b>POUMPEY</b>	Pom-pay

## BUILDING THE WILDCATS

### BY POSITION

Guard	13	Freshman	1
Forward	5	R-Freshman	0
Center	1	Sophomore	5

### BY HEIGHT

6-9	1	R-Junior	3
6-7	1	Senior	1
6-6	2	R-Senior	0
6-5	3	Graduate	5
6-4	3		
6-3	3		
6-1	2		
6-0	1		
5-11	1		
5-10	2		

### BY STATE/COUNTRY

6-1	2	New Jersey	1
6-0	1	New York	15
5-11	1	Rhode Island	1
5-10	2	Texas	1
		Bahamas	1

## QUICK FACTS

### GENERAL INFORMATION

Location	Amherst, N.Y.
Founded	1947 (as Rosary Hill College)
Enrollment	2,760
School Colors	Medium Blue, Gray & White
Nickname	Wildcats
Home Facility	Lumsden Gymnasium
Capacity	1,000
Opened	1984
Affiliation	NCAA Division II
Conference	East Coast Conference (ECC)
President	Dr. Gary A. Olson
Director of Athletics	Traci Murphy
Senior Woman Administrator	Karen Roehling
Faculty Athletics Representative	Kevin Telford
Athletics Department Phone	(716) 839-8346

### HISTORY

Start of Modern Statistical Era	1986-87
Overall Record (Win %)	593-454 (.566)
NAIA Membership	1986-87 to 2011-12
American Midwest Conference	2001-02 to 2011-12
NAIA Tournament Berths / Years	4 / 2000, 2004, 2006, 2012
NAIA Era Record / # of Seasons	401-379 / 26
USCAA Membership	2012-13 to 2014-15
USCAA Tournament Berths / Years	3 / 2013, 2014, 2015
USCAA National Championships / Years	1 / 2015
USCAA Era Record / # of Seasons	69-23 / 3
NCAA Division II Transition Period	2012-13 to 2014-15
NCAA Division II Membership	2015-15 to Present
East Coast Conference	2013-14 to Present
ECC Record / # of Seasons	109-33 / 8
ECC Regular Season Titles / Years	2 / 2014, 2019
NCAA Tournament Berths / Years	3 / 2019, 2020, 2021
NCAA Regional Championships / Years	1 / 2021
NCAA Era Record / # of Seasons	123-52 / 7

### ECC/NCAA ERA YEAR-BY-YEAR

Season	Overall		Conference		Coach
	W-L	Pct.	W-L	Pct.	
2013-14 *	21-7	.750	17-3	.850	D. Silveri
2014-15 *	21-10	.677	13-7	.650	M. MacDonald
2015-16 ^	19-10	.655	14-6	.700	M. MacDonald
2016-17	19-9	.679	12-6	.667	M. MacDonald
2017-18	22-8	.733	15-3	.833	M. MacDonald
2018-19	24-6	.800	16-2	.889	M. MacDonald
2019-20	24-8	.750	12-4	.750	M. MacDonald
2020-21	10-6	.625	7-2	.778	M. MacDonald
2021-22	5-5	.500	3-0	1.000	M. MacDonald

\* ineligible for ECC/NCAA postseason (transition period)

^ first season of full NCAA Division II membership

**2013-14 ECC Regular Season Champions**

**2015-16 ECC Championships Finalist**

**2018-19 ECC Regular Season Champions**

**2020-21 ECC Championships Finalist**

**2019 NCAA Tournament**

**2020 NCAA Tournament**

**2021 NCAA Tournament | East Region Champions | Elite Eight**

## RADIO/TV ROSTER



**#2 Sean Fasoyiro**  
6-3 | G | Gr.  
Houston, Texas



**#3 Tyler Hind**  
5-11 | G | So.  
Randolph, N.Y.



**#4 Kyle Harris**  
6-3 | G | Gr.  
Buffalo, N.Y.




**#5 Ryan Salzberg**  
6-4 | G | Jr.  
Manlius, N.Y.



**#10 Trevor Book**  
6-4 | G | R-Jr.  
N. Tonawanda, N.Y.



**#11 Juston Johnson**  
6-0 | G | So.  
Buffalo, N.Y.



**#12 Patrick Higgins**  
5-10 | G | R-So.  
Pennington, N.J.



**#13 Nick MacDonald**  
6-5 | G | Jr.  
Amherst, N.Y.



**#15 Andrew Mason**  
6-3 | G | So.  
Webster, N.Y.




**#21 Sayeed Osorio**  
6-1 | G | Sr.  
New York, N.Y.



**#22 Andrew Sischo**  
6-9 | C | Gr.  
Guilderland, N.Y.



**#23 Justin Hemphill**  
6-6 | F | So.  
Buffalo, N.Y.



**#24 Ziv Basden**  
6-5 | F | Gr.  
Nassau, Bahamas



**#25 Ryan Bradley**  
6-7 | F | R-Jr.  
Niagara Falls, N.Y.



**#30 Zecaree Veiga**  
6-4 | F | Gr.  
Riverside, R.I.




**#33 Joey Atkins**  
6-5 | F | R-Jr.  
Watervliet, N.Y.



**#35 Tyler Putney**  
6-6 | G | Fr.  
Fredonia, N.Y.




**#45 Justin Pouppey**  
5-10 | G | R-So.  
Buffalo, N.Y.




**#50 Tony Arnold**  
6-1 | G | So.  
Rochester, N.Y.



**Mike MacDonald**  
Head Coach



**Ryan Grandits**  
Assistant Coach



**Matt Hart**  
Assistant Coach



**Matt Hartman**  
Assistant Coach



**David Johnson**  
Player Development



## BY THE NUMBERS

**1986-87**

First Season of Modern Era

**593**

Modern Era Wins

**.880**

Home Winning Percentage  
Since 2011-12

**27**

Most Wins In A Season  
(2012-13)

**27**

1,000 Point Scorers

**23**

Winning Seasons

**13**

20-Win Seasons

**10**

National Tournament Berths  
(NAIA, USCAA, NCAA)

**2015-16**

First Season Of NCAA Era

**123**

NCAA Era Wins

**108**

East Coast Conference Wins

**24**

Most Wins Of NCAA Era  
(2018-19, 2019-20)

**23**

All-ECC Selections

**2**

East Coast Conference  
Regular Season  
Championships

**3**

NCAA Tournament Berths

**2**

Consensus All-American

## BUFFALO'S BIGGEST STAGE

Daemen makes the second appearance in program history at KeyBank Center in downtown Buffalo as they host a non-conference game against Northeast 10 Conference member Franklin Pierce. It marks the first-ever meeting between the Wildcats and Ravens and the game is part of the Big 4 Basketball Tripleheader with Division I contests between Niagara and Albany (2 p.m.) and Canisius and Buffalo (5 p.m.) to follow.

## RELOADED

Daemen returns 11 players, including all five starters, from their regional championship team - players responsible for 98% of scoring, 99% of rebounding and assists from a season ago. None is bigger, both literally and figuratively, than center Andrew Sischo who returns for a fifth collegiate season after averaging 26.9 points and 13.0 rebounds per game last season. Fellow All-ECC picks Sean Fasoyiro (13.9 ppg, 7.1 rpg, 3.9 apg) and Kyle Harris (12.5 ppg, 39% 3PT) also return, along with Ryan Salzberg (8.6 ppg, 36% 3PT) and Andrew Mason (12.6 ppg, 6.1 rpg, 49% 3PT).

## A MAGICAL RUN

The Wildcats earned their third consecutive NCAA tournament berth and captured their first regional title last March. After entering the tournament as the No. 2 seed in the East Regional, the Wildcats ran to an 81-69 win over third-seeded Bloomfield in the regional semifinals, marking the program's first-ever NCAA tournament victory. The Wildcats followed up with a 71-70 defeat of top-seeded St. Thomas Aquinas in the regional final, avenging a loss just nine days prior in the ECC Championship final. Andrew Sischo was named the Most Outstanding Player of the East Regional after netting 25 points and grabbing 13 rebounds in the final. The Wildcats' run came to an end just over a week later in Evansville, Indiana where they suffered a 97-83 loss in the Elite Eight to top-seeded and eventual national runner-up West Texas A&M. The Wildcats finished with a 10-6 overall record and were ranked ninth in the final D2SIDA national media poll.

## BIG MAN ON CAMPUS

Graduate student Andrew Sischo is arguably the most decorated Daemen student-athlete of all-time. He is the active scoring (2,447) and rebounding (1,234) leader among all NCAA Division II players. A two-time consensus All-American, Sischo is coming off his finest season to date as he averaged career-highs in scoring (26.9 ppg - a Daemen single season record) and rebounding (13.0 rpg). Sischo has scored 10+ points in 75 of his last 76 games, and has gone

for 20+ points in 26 of his last 31 contests. He has 69 double-doubles in 114 career games and has led Division II in double-doubles in each of the last two seasons. Sischo was named the East Conference Preseason Player of the Year for an unprecedented fourth time.

## MILESTONE MOMENTS

Andrew Sischo recently surpassed a pair of milestones, adding to his collection of career achievements. In Daemen's season opener vs. Minnesota State Moorhead, Sischo became Daemen's all-time leading rebounder, supplanting Alex Nwora who had 1,103 rebounds in his career from 1989-93. The following night against Colorado Mesa, Sischo became the all-time leading scorer in East Coast Conference history, breaking the benchmark of 2,247 points set by former St. Thomas Aquinas star Justin Reyes from 2014-18. Sischo became Daemen's all-time scoring leader last season and is the first player in program history to reach 2,000 points. He is only the second player in ECC history (Reyes) with 2,000 points and 1,000 rebounds, and he already holds Daemen and ECC records for career field goals (977). He passed Reyes for second on the ECC's all-time rebounding list during a 13-rebound outing vs. Mercyhurst. He needs 47 rebounds to become the ECC's all-time leader.

## RETURN OF THE MAC

Mike MacDonald returns for his eighth season on Daemen's bench and his 25<sup>th</sup> overall as a collegiate head coach. The veteran mentor has led Daemen to a 144-62 record since taking the reins in 2014. The Wildcats rank second in victories among all East Coast Conference and New York State Division II teams in that span. MacDonald is among an elite fraternity of coaches to have achieved 100 victories across all three NCAA divisions. Daemen's 81-72 win over Roberts Wesleyan on Dec. 8 was the 400th of his career.

## ALL IN THE FAMILY

Daemen's most high-profile roster addition came in the form of 6-foot-5 guard Nick MacDonald, the son of head coach Mike MacDonald, who elected to transfer after two seasons at Division I Niagara. The younger MacDonald provides another three-point shooting option to an already potent team. The Wildcats ranked second in the ECC and 32<sup>nd</sup> nationally last season by averaging 9.6 made three-pointers per game. MacDonald shot 35% from deep and connected on 50 three-pointers in his two seasons with the Purple Eagles.



## FRANKLIN PIERCE SCOUTING REPORT

Franklin Pierce is a member of the Northeast 10 Conference and the Ravens are led by veteran head coach David Chadbourne. Now in his 23rd season at the helm, Chadbourne has led the Ravens to more than 300 wins and three NCAA tournament berths, including the 2013 East Regional championship.

The Ravens were limited to just two games during the 2020-21 season due to the COVID-19 pandemic, but return nine players. They've gotten off to a great start, winning six of their nine contests. FPU was picked sixth (out of seven) in the NE10 Northeast Division preseason poll, but already own wins over Saint Anselm, Bentley, Stonehill and Southern New Hampshire - teams picked first through fourth. The Ravens enter Saturday's game ranked fifth in the D2SIDA East Region media poll.

Junior guard Isaiah Moore has quarterbacked an explosive FPU offense so far this season. The Maryland native is shooting 55% from the field and 42% from three-point range while averaging 24.7 points and 5.0 assists per game. Moore has gone for 30+ points three times, including a season-high 35 in a 92-68 defeat of NE10 favorite Saint Anselm.

Freshman guard Mohamed Traore (14.3 ppg) and junior forward Maxwell Zegarowski (13.0 ppg, 6.6 rpg) are also producing for the Ravens. Zegarowski scored 14 points and added 14 rebounds in FPU's 68-63 overtime win over Stonehill earlier this week.

FPU is averaging 10.6 made three-pointers game, good for 18th in the country. They've won four straight games, all by five points or less including two overtime victories.

### THE SERIES: DAEMEN VS. FPU

All-Time Series	0-0
At Daemen	0-0
At Franklin Pierce	0-0
At Neutral Site	0-0
Current Streak	N/A



### LAST 10 MEETINGS

Date	Site	Result

### CURRENT ROSTER VS. FPU

Player	GP	PPG	RPG	Series High Pts
Fasoyiro	0	-	-	-
Hind	0	-	-	-
Harris	0	-	-	-
Salzberg	0	-	-	-
Book	0	-	-	-
Johnson	0	-	-	-
Higgins	0	-	-	-
MacDonald	0	-	-	-
Mason	0	-	-	-
Osorio	0	-	-	-
Sischo	0	-	-	-
Hemphill	0	-	-	-
Basden	0	-	-	-
Bradley	0	-	-	-
Veiga	0	-	-	-
Atkins	0	-	-	-
Putney	0	-	-	-
Poumpey	0	-	-	-
Arnold	0	-	-	-

### INSIDE THE NUMBERS

	
6-3	<b>Overall Record</b> 5-5
4-1	<b>Conference Record</b> 3-0
4-0	<b>Home Record</b> 3-0
2-2	<b>Away Record</b> 1-4
0-1	<b>Neutral Record</b> 1-1
84.0	<b>Points/Game</b> 71.4
82.0	<b>Opponents Points/Game</b> 70.3
+2.0	<b>Scoring Margin</b> +1.1
.446	<b>FG%</b> .447
.448	<b>Opponents FG%</b> .410
.354	<b>3-Point FG%</b> .366
10.6	<b>3-Point FG/Game</b> 7.4
.368	<b>Opponents 3-Pt FG%</b> .258
.728	<b>Free Throw %</b> .722
11.0	<b>Free Throws/Game</b> 11.4
38.7	<b>Rebounds Per Game</b> 39.8
-2.0	<b>Rebound Margin</b> +4.3
13.9	<b>Assists/Game</b> 13.0
8.9	<b>Turnovers/Game</b> 16.6
1.6	<b>Assist/Turnover Ratio</b> 0.8
6.1	<b>Steals/Game</b> 5.8
3.0	<b>Blocks/Game</b> 3.7

Did you know that Daemen guard Sean Fasoyiro appeared in 81 games over three seasons at Franklin Pierce? Fasoyiro has started all 26 games over the last two seasons at Daemen where he's more than doubled his FPU career scoring average, from 6.1 to 13.7 points per game.

**DAEMEN HISTORY IN THE ECC**

Season	Preseason Poll	ECC Record	ECC Finish	Postseason
2013-14	7th / 11	17-3	1st / 11	N/A
2014-15	3rd / 11	13-7	3rd / 11	N/A
2015-16	4th / 11	14-6	2nd / 11	Finals
2016-17	5th / 10	12-6	T-3rd / 10	Semifinals
2017-18	T-2nd / 10	15-3	T-2nd / 10	Semifinals
2018-19	2nd / 10	16-2	1st / 10	Semifinals
2019-20	1st / 9	12-4	3rd / 9	Semifinals
2020-21	2nd / 6	7-2	2nd / 5	Finals
2021-22	2nd / 10	3-0	-	-

**Daemen All-Time ECC Record:** 109-33 (.767)

[Home: 61-10 (.859) | Away: 48-23 (.676)]

**CURRENT ECC TEAMS  
SINCE 2013-14 SEASON**

Team	Overall Record	ECC Record
St. Thomas Aquinas	189-59	113-28
<b>DAEMEN</b>	<b>165-68</b>	<b>109-33</b>
Bridgeport	144-74	98-33
Staten Island	132-72	1-2
Molloy	107-119	76-65
Roberts Wes.	82-133	49-93
Dist. Columbia	71-132	50-82
Queens	66-126	55-78
Mercy	50-151	31-107
D'Youville	50-149	0-10

**AWARDS & HONORS**
**2021-22 SEASON**

Andrew Sischo	ECC Preseason Player of the Year D2CCA Tip-Off Classic All-Tournament Team ECC Player of the Week (11/29, 12/6, 12/13)
Sean Fasoyiro	D2CCA Tip-Off Classic All-Tournament Team ECC Defensive Player of the Week (12/13)
Joey Atkins	ECC Defensive Player of the Week (11/29)

**CAREER**

Andrew Sischo	(4x) ECC Preseason Player of the Year (4x) All-ECC (3x) ECC Player of the Year ECC Rookie of the Year (2x) D2CCA All-East Region (2x) D2CCA East Region Player of the Year (3x) NABC All-District (3x) D2CCA All-American (2x) NABC All-American CoSIDA Academic All-District CoSIDA Academic All-American (3x) NABC Honors Court (14x) ECC Player of the Week (3x) ECC Defensive Player of the Week (8x) ECC Rookie of the Week (2x) USBWA Division II National Player of the Week Bevo Francis Award Finalist NCAA East Regional Most Outstanding Player
Sean Fasoyiro	(3x) NABC Honors Court ECC Defensive Player of the Week All-ECC NABC All-District
Ryan Bradley	ECC Rookie of the Week
Andrew Mason	(2x) ECC Rookie of the Week ECC Championship All-Tournament Team
Kyle Harris	All-ECC
Ziv Basden	NABC Honors Court
Sayed Osorio	NABC Honors Court

**2021-22 ECC PRESEASON POLL**

Rk.	Team	Pts.	2020-21 Record Overall, ECC
1.	St. Thomas Aquinas (6)	96	14-2, 9-1
<b>2.</b>	<b>DAEMEN (4)</b>	<b>94</b>	<b>10-6, 7-2</b>
3.	Bridgeport	69	-
4.	Molloy	65	3-8, 2-6
5.	Dist. Columbia	54	-
6.	Roberts Wesleyan	53	8-7, 6-4
7.	Mercy	44	2-5, 2-5
8.	Queens	34	-
9.	D'Youville	21	2-12, 0-8
10.	Staten Island	20	-

( ) denotes first place votes

**2021-22 ECC STANDINGS (AS OF 12/10)**

	CONFERENCE		OVERALL		
	W-L	PCT.	W-L	PCT.	STREAK
<b>DAEMEN</b>	<b>3-0</b>	<b>1.000</b>	<b>5-5</b>	<b>.500</b>	<b>W-2</b>
St. Thomas Aqu.	1-0	1.000	8-3	.727	W-4
Molloy	2-1	.667	2-8	.200	L-1
Roberts Wesleyan	1-1	.500	3-4	.429	W-1
Bridgeport	1-1	.500	3-7	.300	L-1
Dist. Columbia	1-1	.500	2-9	.182	L-1
Queens	1-2	.333	3-4	.429	W-1
Staten Island	1-2	.333	2-7	.222	L-2
Mercy	0-1	.000	0-8	.000	L-8
D'Youville	0-2	.000	1-9	.100	L-7

**CONFERENCE/NATIONAL STATISTICAL  
RANKINGS (as of 12/17)**

Stat	Value	ECC Rank	Nat'l Rank
Scoring Offense	71.4	4	210
Scoring Defense	70.3	2	104
Scoring Margin	+1.1	3	171
FG%	.447	4	172
FG% Defense	.410	1	69
3-PT%	.366	2	81
3-PT% Defense	.258	1	4
3PT/Game	7.4	4	172
FT%	.722	2	110
FT Made	152	1	114
Off. Reb/Game	11.20	2	105
Def. Reb/Game	28.60	2	44
Reb/Game	39.80	2	42
Reb Margin	+4.3	2	72
Ast/Game	13.0	5	175
TO/Game	16.6	4	269
Ast/TO Ratio	0.78	5	252
Stl/Game	5.8	7	240
Blk/Game	3.7	2	65





## MIKE MACDONALD

**HEAD COACH • EIGHTH SEASON • ST. BONAVENTURE, '88**

A fixture in the college basketball coaching fraternity, Mike MacDonald has been roaming sidelines, mentoring players and giving the occasional earful to referees for the last 33 years, all within Western New York. With previous stops at Canisius College and Medaille College, MacDonald has worked across all three NCAA divisions, racking up nearly 400 victories in 24 seasons as a head coach. His coaching success aside, MacDonald's personable nature and his willingness to give back to the local community have made him one of the most highly thought of people in the WNY sports community.

The 2021-22 season marks MacDonald's eighth at Daemen. Since being introduced as the sixth head coach in the modern history of the program, MacDonald has guided the Wildcats to a 139-57 overall record, an East Coast Conference (ECC) regular season championship, three NCAA tournament berths and the 2021 NCAA Division II East Region championship. Daemen ranks second for total wins among New York State's Division II programs since MacDonald came to Main Street.

The veteran bench boss has presided over Daemen's emergence as a power within the NCAA Division II East Region, a period that's been one of the most successful in program history. The team's 89 wins from the start of the 2016-17 season through the 2019-20 campaign is tied for the most in any four-year stretch dating back to the 1986-87 season. More than half of those wins came during the 2018-19 and 2019-20 seasons as MacDonald led Daemen to back-to-back 24-win campaigns, setting the benchmark for victories during the program's NCAA Division II era. Since the start of the 2018-19 season, the Wildcats have spent a combined 33 weeks ranked in top-25 national polls conducted by the National Association of Basketball Coaches (NABC) and Division II Sports Information Directors of America (D2SIDA), rising as high as No. 8 in both.

The positive momentum has led to numerous opportunities not otherwise afforded to teams from similar institutions, with MacDonald playing a central role. In recent years, MacDonald has taken teams to play exhibition contests against Division I opponents such as Buffalo, Siena and Syracuse. The Wildcats were invited participants at the prestigious Small College Basketball National Hall of Fame Classic to start the 2019-20 season. Daemen also played their first-ever game at Downtown Buffalo's KeyBank Center on November 23, 2019, defeating Wilmington (Del.) in a thriller, 83-81. It was MacDonald's 18th win in the building - the most of any basketball coach in the venue's history.

After leading Daemen to the ECC regular season title with a 16-2 mark in conference play in 2018-19, MacDonald steered the team into the NCAA tournament for the first time as the Wildcats were awarded an at-large bid as the No. 5 seed in the East Region. Daemen made their NCAA tournament debut on March 16, 2019, falling to fourth-seeded New Haven in an opening round contest played in Manchester, N.H.

Buoyed by All-American Andrew Sischo, the Wildcats were set to return to the NCAA tournament in 2020, again garnering at-large consideration, this time as the No. 8 seed in the East Region. However, the COVID-19 pandemic caused the unprecedented cancellation of NCAA championships before the tournament got underway.

As the pandemic continued to wreak havoc on the world of intercollegiate athletics in 2020-21, MacDonald prepped his team for a return to competition. It ended up being a historic season for the Wildcats who finished 10-6 overall and ranked No. 9 in the final D2SIDA national poll. It marked the first time in Daemen's NCAA era that the program had finished a season ranked among the top 25 teams in the country. After opening the season with back-to-back losses, MacDonald guided the group to wins in seven of their final nine regular season contests, and ultimately advanced to the final round of the ECC Championship for the first time since 2016. After falling to rival St. Thomas Aquinas in the conference tournament final, the Wildcats were awarded a third consecutive at-large bid to the NCAA tournament, entering as the No. 2 seed in the East Regional. MacDonald led the Wildcats to their first-ever NCAA tournament win, an 81-69 dispatching of third-seeded Bloomfield on March 14. Two nights later they avenged their earlier loss to St. Thomas Aquinas, winning 71-70 against the region's No. 1 seed to claim the East Region title. Daemen advanced to the Elite Eight where they fell against top-seeded West Texas A&M at the Ford Center in Evansville, Ind.

Milestones and accolades have poured in throughout MacDonald's tenure with the Wildcats. His 350th career win came in dramatic fashion on January 18, 2019 as junior guard Breon Harris scored five points in the final 21 seconds to lift the Wildcats past Mercy, 75-74. His 100th win at Daemen came just three weeks later, placing MacDonald among an elite fraternity of coaches who have achieved at least 100 wins while coaching in each of the NCAA's three divisions. That achievement propelled him to HoopDirt.com Division II Coach of the Week honors. MacDonald has also been recognized as a two-time Division II Coach of the Year from the Basketball Coaches Association of New York (BCANY), as well as receiving ECC and NABC District Coach of the Year (both for the 2018-19 season). He enters the 2021-22 season ranked 37th among active Division II head coaches for career victories.

MacDonald's tenure got started with a bang. In his return to Canisius' Koessler Athletic Center on November 11, 2014, he led the Wildcats to an 83-81 overtime win against the Division I Golden Griffins, a program he led for nine seasons.

### THE MACDONALD FILE

#### CAREER TIMELINE

Canisius College, Assistant Coach (1988-97)  
Canisius College, Head Coach (1997-06)  
Medaille College, Head Coach (2006-14)  
Daemen College, Head Coach (2014-Present)

#### COACHING ACCOLADES

2-Time BCANY Division II Coach of the Year  
ECC Coach of the Year (2017-18)  
NABC District Coach of the Year (2017-18)  
4-Time AMCC Coach of the Year  
BCANY Division I Co-Coach of the Year (2000-01)

#### MACDONALD YEAR-BY-YEAR

1997-98	13-14, 9-9 MAAC
1998-99	15-12, 11-7 MAAC
1999-00	10-20, 8-10 MAAC
2000-01	20-11, 9-9 MAAC
2001-02	10-20, 5-13 MAAC
2002-03	10-18, 6-12 MAAC
2003-04	10-20, 5-13 MAAC
2004-05	11-18, 8-10 MAAC
2005-06	9-20, 6-12 MAAC
2006-07	11-14, 7-11 AMCC
2007-08	15-13, 9-9 AMCC
2008-09	21-7, 14-4 AMCC
2009-10	24-5, 16-4 AMCC
2010-11	21-8, 15-3 AMCC
2011-12	25-3, 17-1 AMCC
2012-13	18-11, 13-5 AMCC
2013-14	14-12, 13-5 AMCC
2014-15	21-10, 13-7 ECC
2015-16	19-10, 14-6 ECC
2016-17	19-9, 12-6 ECC
2017-18	22-8, 15-3 ECC
2018-19	24-6, 16-2 ECC
2019-20	24-8, 12-4 ECC
2020-21	10-6, 7-2 ECC
2021-22	5-5, 3-0 ECC

**OVERALL RECORD (25 SEASONS) 401-288 (.582)**

**CANISIUS RECORD (9 SEASONS) 108-153 (.414)**

**MEDAILLE RECORD (8 SEASONS) 149-73 (.671)**

**DAEMEN RECORD (8 SEASONS) 144-62 (.699)**



His official Daemen debut came just days later as his Wildcats walloped Concordia (N.Y.), 88-50, in the opening round of the ECC-CACC Challenge. It served as a precursor to future success as the Wildcats have posted an 11-1 mark in the ECC-CACC Challenge with MacDonald at the helm.

Later that season, MacDonald helped the Wildcats achieve postseason success despite the loss of two starters to season-ending injuries. With Daemen still ineligible for ECC and NCAA Division II postseason, Daemen elected to partake in the United States Collegiate Athletic Association (USCAA) Division I National Championships in Uniontown, Pa., entering the tournament as the No. 1 overall seed. While there, MacDonald guided Daemen to wins over No. 8 Indiana-South Bend (69-63), No. 4 Concordia (Ala.) (68-63) and No. 3 Rochester (Mich.) (77-53) to capture the program's first USCAA national title, riding USCAA Division I Player of the Year and National Championships MVP Gerald Beverly to the tourney crown.

In the 2015-16 season - Daemen's first as a full-fledged NCAA Division II member - MacDonald's squad hit their stride after the calendar turned to January, scoring 15 wins in the final 19 games of the regular season. Included in the string was a miraculous 98-96 win over rival Roberts Wesleyan as the Wildcats erased a 22-point deficit over the final six minutes of the contest. After finishing with a 14-6 record in conference play, the Wildcats made their ECC tournament debut with a 103-102 overtime win over Mercy in the semifinals.

Daemen has finished third or better in the ECC standings in each of MacDonald's first six seasons. They've qualified for the conference tournament in each of the five years they've been eligible, advancing to at least the semifinals every season and to the finals in 2016. MacDonald has also played a direct role in mentoring 10 players who account for 18 all-conference selections.

Home court success has been a large part of the program's success through the years, including the MacDonald Era. The Wildcats won their first nine home games under MacDonald, extending the

program's Lumsden Gymnasium winning streak to 44 straight games before it was snapped. The Wildcats have posted a 76-14 record in home games under MacDonald's guidance. They've set a new program benchmark for home wins in a season, posting identical 15-1 home records during the 2018-19 and 2019-20 seasons.

Before arriving at Daemen, MacDonald spent eight years (2006-14) leading the NCAA Division III program at Medaille where he transformed the Mavericks into a regional contender. Inheriting a program that went 4-46 in the two years prior to his arrival, MacDonald's version of the Mavericks averaged 18 wins per season, while advancing to the postseason six times.

Medaille's emergence as a Division III power in the Northeast was cemented in MacDonald's final five seasons there, as he led the Mavericks to more wins (101) than any other Division III team in New York State, while ranking 17th nationally in wins during the same time frame. MacDonald was named the Allegheny Mountain Collegiate Conference Coach of the Year on four occasions (2006-07, 2008-09, 2009-10, 2011-12). He left as the school's all-time leader in wins (149) and winning percentage (.671).

Prior to his time at Medaille, MacDonald spent 18 years at Canisius, including a nine-year stint (1997-2006) as head coach. In that time, MacDonald guided the Golden Griffins to 108 wins which ranks him third in program history for coaching victories. While there, he was one of only five coaches in that program's storied history to orchestrate a 20-win season, and was named the 2000-01 BCANY Division I Co-Coach of the Year.

Before being elevated to the head coaching post at Canisius, MacDonald worked as an assistant on the Griffs' coaching staff, first under Marty Marbach and later under John Beilein. As Beilein's top assistant, MacDonald helped Canisius reach the 1996 NCAA tournament in addition to two National Invitational Tournament appearances.

In addition to his coaching accomplishments, MacDonald brings a strong connection to the local community. His teams have been active with a number of community organizations in the greater Buffalo community and beyond, including the Boys and Girls Clubs of Buffalo, Blessed Sacrament Athletic Club and Coaches vs. Cancer. In August of 2020, MacDonald received the Jim Satalin Inspiration Award from the American Cancer Society of Western New York in recognition of his dedication and work on behalf of the Coaches vs. Cancer program.

MacDonald and several of his players have also worked with the Drug Enforcement Administration and Mayor Byron Brown's office on Game Changers, a nationally awarded program that provides academic and athletic opportunities for inner-city youths during the summer months.

A 1988 graduate of Saint Bonaventure University, MacDonald additionally serves Daemen as the Senior Associate Athletics Director for External Relations. In that role, MacDonald has raised more than \$500,000 for the College. He resides in Amherst with his wife, Maura (nee Heary). The couple has raised four children - Matthew, Patrick, Nicholas and Mark. Matthew served as team captain during his collegiate career at the University of Pennsylvania and is now a player development assistant with the Brooklyn Nets. Patrick was a Division III All-American while playing at the State University of New York Maritime College, and is now enlisted in the United States Navy. Nicholas is a junior on the basketball team at Daemen, and Mark is a sophomore attending Canisius High School.



## DAEMEN COACHING HISTORY AT A GLANCE (Modern Era, 1986-Present)

### CHRONOLOGICALLY

COACH	SEASONS	YRS	W-L	PCT
KEN POPE	1986-87	1	13-13	.500
NATE BLISS	1987-88	1	3-11	.214
LARRY MARCINIAK	1987-88	-	0-1	.000
RICH JACOB	1988-89	2	19-23	.452
DON SILVERI	1989-14	25	414-344	.546
MIKE MACDONALD	2014-PR.	8	144-62	.699

### BY WINS

COACH	SEASONS	YRS	W-L	PCT
DON SILVERI	1989-14	25	414-344	.546
MIKE MACDONALD	2014-PR.	8	144-62	.699
RICH JACOB	1988-89	2	19-23	.452
KEN POPE	1986-87	1	13-13	.500
NATE BLISS	1987-88	1	3-11	.214
LARRY MARCINIAK	1987-88	-	0-1	.000



**MACDONALD RECORD BY OPPONENT (Daemen Tenure)**

Bloomfield	1-0 (.1000)
Bridgeport	6-8 (.429)
Caldwell	2-0 (1.000)
Colorado Mesa	0-1 (.000)
Concordia (Ala.)	1-0 (1.000)
Concordia (N.Y.)	1-0 (1.000)
Dallas Baptist	1-0 (1.000)
District of Columbia	11-2 (.846)
Dominican (N.Y.)	3-0 (1.000)
Dowling	4-0 (1.000)
D'Youville	3-0 (1.000)
Edinboro	3-0 (1.000)
Felician	3-0 (1.000)
Gannon	0-2 (.000)
Holy Family	0-2 (.000)
Indianapolis	0-1 (.000)
Indiana-South Bend	1-0 (1.000)
Lake Erie	1-1 (.500)
Le Moyne	1-1 (.500)
LIU Post	7-3 (.700)
Mercy	14-0 (1.000)
Mercyhurst	1-5 (.167)
Minnesota St. Moorhead	1-0 (1.000)
Missouri Western St.	1-0 (1.000)
Molloy	8-4 (.667)
Nyack	3-0 (1.000)
New Haven	0-1 (.000)
New York Tech	9-3 (.750)
Northwest Missouri St.	0-1 (.000)
Post	1-0 (1.000)
Queens (N.Y.)	10-2 (.833)
Roberts Wesleyan	17-1 (.944)
Rochester (Mich.)	1-0 (1.000)
Saint Anselm	1-1 (.500)
Saint Edward's	1-1 (.500)
Saint Michael's	3-1 (.750)
Saint Rose	4-1 (.800)
Saint Thomas (Fla.)	1-0 (1.000)
Saint Thomas Aquinas	6-14 (.300)
Salem (W.Va.)	2-0 (1.000)
Slippery Rock	2-2 (.500)
Staten Island	1-0 (1.000)
Stonehill	0-1 (.000)
U. Sciences	1-0 (1.000)
Washington Adventist	1-0 (1.000)
West Liberty	1-1 (.500)
West Texas A&M	0-2 (.000)
Wilmington (Del.)	3-0 (1.000)

**MACDONALD RECORD BY CONFERENCE**

Central Atlantic	17-2 (.895)
Chicagoland	1-0 (1.000)
East Coast	95-32 (.748)
Great Lakes Valley	0-1 (.000)
Great Midwest	1-1 (.500)
Lone Star	2-2 (.500)
Mid-America	1-1 (.500)
Mountain East	1-1 (.500)
Northeast-10	9-6 (.600)
Northern Sun	1-0 (1.000)
Pennsylvania State	6-9 (.400)
The Sun	1-0 (1.000)

**MACDONALD RECORD BY REGION**

Atlantic	9-10 (.474)
Central	2-1 (.667)
East	118-39 (.752)
Midwest	1-2 (.333)
South Central	2-3 (.400)
West	0-1 (.000)

**MACDONALD RECORD BY NON-NCAA OPPONENT**

NAIA	4-0 (1.000)
USCAA	4-0 (1.000)

**MACDONALD RECORD IN POSTSEASON**

Overall	10-7 (.588)
USCAA Tournament	3-0 (1.000)
NCAA Tournament	2-2 (.500)
ECC Tournament	5-6 (.556)

**MACDONALD RECORD BY GAME SPLITS**

Home	84-15 (.848)
Away	49-38 (.563)
Neutral	11-9 (.550)

**MACDONALD'S MILESTONE VICTORIES**
**OVERALL**

1	vs. Texas Southern, 11/22/97 (80-69)
100	vs. Siena, 12/11/05 (67-50)
200	vs. Pitt-Bradford, 2/22/11 (97-85)
300	vs. St. Edward's, 11/19/16 (74-64)

**AT DAEMEN**

1	vs. Concordia (NY), 11/14/14 (85-50)
100	vs. Queens (NY), 2/10/19 (89-63)

**DID YOU KNOW?**

Did you know that Mike MacDonald is among an elite fraternity of coaches to have amassed at least 100 coaching victories in all three NCAA Divisions? MacDonald has recorded 108 wins at the Division I level (Canisius), 129 wins at the Division II level (Daemen) and 149 wins at the Division III level (Medaille).

Did you know that Mike MacDonald is the all-time leader in coaching victories at KeyBank Center in Downtown Buffalo? Daemen's 83-81 victory over Wilmington (Del.) on Nov. 23, 2019 improved MacDonald's record at the downtown venue to 18-11. He has previously recorded 17 wins in the building as the head coach at Canisius from 1997-2006, and it was his first victory there since March 4, 2005.



## TOP-25 POLLS

### NABC DIVISION II TOP-25 (DEC. 14, 2021)

#	Team	Ovr.	Pts.	Prev.
1.	Lubbock Christian (13)	9-0	396	1
2.	Northwest Mo. St. (3)	9-1	384	2
3.	Mercyhurst	8-0	361	3
4.	West Texas A&M	10-1	341	4
5.	Nova Southeastern	7-0	333	5
6.	Indiana (Pa.)	7-0	327	6
7.	Chico St.	8-0	307	7
8.	Augusta	8-0	291	8
9.	West Liberty	8-1	267	10
10.	Lincoln Memorial	8-1	244	11
11.	Embry-Riddle	10-1	211	16
12.	Cal St. San Bernardino	8-1	207	11
13.	Hillsdale	8-1	192	15
14.	Fairmont St.	7-1	152	17
15.	Cal St. San Marcos	9-0	151	23
16.	Ferris St.	9-1	148	20
17.	Minnesota Duluth	11-0	132	22
18.	Dominican (N.Y.)	9-1	109	14
19.	Barry	8-1	104	12
20.	Truman St.	7-2	85	19
21.	Queens (N.C.)	8-2	84	9
22.	Grand Valley St.	8-1	78	24
23.	Augustana	10-1	59	NR
24.	Upper Iowa	9-1	44	NR
25.	Union	9-1	39	21

### D2SIDA NAT'L MEDIA POLL (DEC. 14, 2021)

#	Team	Ovr.	Pts.	Prev.
1.	Lubbock Christian (10)	9-0	390	1
2.	Northwest Mo. St. (4)	9-1	378	2
3.	Indiana (Pa.) (1)	7-0	357	3
4.	West Texas A&M	10-1	342	4
5.	Chico St.	8-0	306	5
6.	Ferris St.	9-1	288	6
7.	Mercyhurst	8-0	287	8
8.	Embry-Riddle	10-1	286	7
9.	Nova Southeastern (1)	7-0	263	12
10.	West Liberty	8-1	252	10
11.	Lincoln Memorial	8-1	247	11
12.	Minnesota Duluth	11-0	224	13
13.	Hillsdale	8-1	197	14
14.	Dominican (N.Y.)	9-1	182	9
15.	Augustana	10-1	170	17
16.	Augusta	8-0	162	19
17.	Cal St. San Marcos	9-0	153	18
18.	Cal St. San Bernardino	8-1	120	20
19.	Queens (N.C.)	8-2	108	16
20.	Truman St.	7-2	80	22
21.	Union	9-1	72	15
22.	Fairmont St.	7-1	65	23
23.	Fort Hays St.	8-0	64	RV
24.	Grand Valley St.	8-1	33	RV
25.	UT Tyler	6-0	30	NR

## DAEMEN IN THE POLLS

Date	NABC	D2SIDA	REGION
Preseason	RV	24	3
Nov. 15/16	-	RV	6
Nov. 22/23	-	-	RV
Nov. 29/30	-	-	10
Dec. 6/7	-	-	-
Dec. 13/14	-	-	-

## DEFENDING THE DEN

Success on their home floor has been a staple of Daemen's rise within the NCAA Division II ranks. The Wildcats have won 10+ home games in eight of the last 10 seasons, including identical 15-1 records during the 2018-19 and 2019-20 campaigns which established a new program benchmark for homecourt victories. Dating back to the 2017-18 season, Daemen has won 45 of their last 49 home games. Since joining the ECC (2013-14 season), Daemen is 61-10 in home conference games (.859 win %). The Wildcats are also 73-13 at home during the program's NCAA era (.849 win %). In the past 21 seasons, the Wildcats have won 83% of all home games, going 228-46.



## HOME RECORDS SINCE 2000-01

Season	W-L	Pct.
2000-01	11-3	.786
2001-02	8-4	.667
2002-03	10-2	.833
2003-04	11-0	1.000
2004-05	12-2	.857
2005-06	10-2	.833
2006-07	9-3	.750
2007-08	9-3	.750
2008-09	10-2	.833
2009-10	9-3	.750
2010-11	9-7	.563
2011-12	11-1	.917
2012-13	12-0	1.000
2013-14	13-0	1.000
2014-15	11-2	.846
2015-16	9-5	.643
2016-17	14-2	.875
2017-18	12-3	.800
2018-19	15-1	.938
2019-20	15-1	.938
2020-21	5-1	.833
2021-22	3-0	1.000

## IMMEDIATE IMPACT

Guards Sean Fasoyiro and Andrew Mason each made immediate contributions during their first season with the program in 2020-21. Fasoyiro was a first-team All-ECC and NABC All-District selection after finishing second on the team in scoring (13.9) and rebounding (7.1) while leading the squad in assists (3.9). Fasoyiro, a graduate transfer from Franklin Pierce, is competing in a fifth collegiate season with 97 games of playing experience under his belt to start the year. Mason burst on the scene as a freshman and started all 16 contests. He averaged 12.6 points and 6.1 rebounds per game while leading the ECC in three-point field goal accuracy (.487).

## TEXAS-SIZED CHALLENGES

Daemen opened the season with three high-profile contests in Canyon, Texas as part of the D2CCA Tip-Off Classic held over Halloween weekend. The Wildcats knocked off Minnesota State Moorhead, 67-63, in the opener, thanks to the play of Nick MacDonald (17 points) and Andrew Sischo (16 points, 15 rebounds). The Dragons were ranked No. 25 in the D2SIDA preseason poll and picked to finish first in the Northern Sun Intercollegiate Conference. It marked the 18th time in the last 20 seasons that Daemen has started 1-0. A pair of losses to nationally ranked team followed. No. 4 Colorado Mesa got the best of the Wildcats, 76-65, using a 27-6 second-half spurt to erase a nine-point halftime deficit. Sischo was held to nine points, snapping a string of 67 consecutive double-figure games. The All-American big man was hampered by foul trouble and limited to 19 minutes - his lowest minute total since playing 10 against New York Tech on Dec. 16, 2018, a game he left due to an injury. Sischo returned to form in the tournament finale, finishing with 18 points and 15 boards, but it wasn't enough to lead Daemen past No. 3 West Texas A&M. In a rematch of last season's Elite Eight meeting. The Buffs came out on top again, this time by just three points (69-66). Sean Fasoyiro's tying three-point attempt fell short as the buzzer sounded. Both Sischo and Fasoyiro were named to the All-Tournament Team.

# DAEMEN MBB GAME NOTES | GAME #11 VS. FRANKLIN PIERCE | DEC. 18, 2021

## GAME BY GAME STARTING LINEUPS

GAME	RESULT	G	G	G/F	G/F	C
vs. Minnesota St. Moorhead	W, 67-63	Salzberg	Harris	Fasoyiro	Mason	Sischo
vs. #4 Colorado Mesa	L, 76-65	Salzberg	Harris	Fasoyiro	Mason	Sischo
at #3 West Texas A&M	L, 69-66	Salzberg	Harris	Fasoyiro	Mason	Sischo
at Mercyhurst	L, 85-63	Harris	MacDonald	Fasoyiro	Bradley	Sischo
at Staten Island *	W, 81-60	Salzberg	Harris	Fasoyiro	Bradley	Sischo
ST. ROSE	W, 83-71	Salzberg	Harris	Fasoyiro	Bradley	Sischo
at West Liberty	L, 63-61	Salzberg	Harris	Fasoyiro	Mason	Sischo
at Le Moyne	L, 84-77	Salzberg	Harris	Fasoyiro	Mason	Sischo
ROBERTS WESLEYAN *	W, 81-72	Johnson	Harris	Fasoyiro	Mason	Sischo
BRIDGEPORT *	W, 71-59	Salzberg	Harris	Fasoyiro	Mason	Sischo
FRANKLIN PIERCE						
at Dist. Columbia *						
STONEHILL						
ST. ANSELM						
at Clarion						
at D'Youville *						
MOLLOY *						
QUEENS (NY) *						
at. St. Thomas Aquinas *						
at Mercy *						
STATEN ISLAND *						
DIST. COLUMBIA *						
at Roberts Wesleyan *						
at Bridgeport *						
D'YOUVILLE *						
ST. THOMAS AQUINAS *						
MERCY *						
at Molloy *						
at Queens (NY) *						

## SCORING BREAKDOWN (DAEMEN/OPPONENT)

GAME	PTS IN PAINT	PTS OFF TOs	2ND CH. PTS	1ST HALF	2ND HALF	OT	FT	FB	START 5	BENCH
vs. Minnesota St. Moorhead	20/28	16/17	5/18	32/30	35/33	-	16/10	20/6	43/41	24/22
vs. #4 Colorado Mesa	26/48	20/21	9/8	39/35	26/41	-	17/15	10/18	43/41	22/35
at #3 West Texas A&M	24/22	9/16	8/17	29/38	37/31	-	10/9	16/6	55/49	11/20
at Mercyhurst	44/44	4/41	13/4	33/38	30/47	-	13/13	0/13	55/62	8/23
at Staten Island *	40/18	14/7	21/5	47/32	33/29	-	11/7	10/0	60/31	20/30
ST. ROSE	42/28	13/3	8/8	39/35	44/36	-	11/10	19/6	68/62	15/9
at West Liberty	28/26	6/26	7/14	36/29	25/34	-	4/9	0/0	58/56	3/7
at Le Moyne	36/40	21/20	16/9	46/44	31/40	-	11/10	14/33	65/60	12/24
ROBERTS WESLEYAN *	32/34	18/19	14/16	39/29	42/43	-	13/12	12/10	73/48	8/24
BRIDGEPORT *	30/22	12/15	6/16	37/33	34/26	-	5/8	20/16	55/42	16/17
FRANKLIN PIERCE										
at Dist. Columbia *										
STONEHILL										
ST. ANSELM										
at Clarion										
at D'Youville *										
MOLLOY *										
QUEENS (NY) *										
at. St. Thomas Aquinas *										
at Mercy *										
STATEN ISLAND *										
DIST. COLUMBIA *										
at Roberts Wesleyan *										
at Bridgeport *										
D'YOUVILLE *										
ST. THOMAS AQUINAS *										
MERCY *										
at Molloy *										
at Queens (NY) *										



## DAEMEN'S RECORD WHEN...

<b>AT HOME</b>	3-0
<b>TRUE ROAD GAME</b>	1-4
<b>NEUTRAL SITE GAME</b>	1-1
<b>IN OCTOBER</b>	1-2
<b>IN NOVEMBER</b>	2-2
<b>IN DECEMBER</b>	2-1
<b>IN JANUARY</b>	0-0
<b>IN FEBRUARY</b>	0-0
<b>IN MARCH</b>	0-0
<b>LEAD AT HALFTIME</b>	5-3
<b>TIED AT HALFTIME</b>	0-0
<b>TRAIL AT HALFTIME</b>	0-2
<b>SCORE LESS THAN 60 PTS</b>	0-0
<b>SCORE 60-69 PTS</b>	1-4
<b>SCORE 70-79 PTS</b>	1-1
<b>SCORE 80-89 PTS</b>	3-0
<b>SCORE 90-99 PTS</b>	0-0
<b>SCORE 100+ PTS</b>	0-0
<b>ALLOW LESS THAN 60 PTS</b>	1-0
<b>ALLOW 60-69 PTS</b>	2-2
<b>ALLOW 70-79 PTS</b>	2-1
<b>ALLOW 80-89 PTS</b>	0-2
<b>ALLOW 90-99 PTS</b>	0-0
<b>ALLOW 100+ PTS</b>	0-0
<b>+ REBOUND MARGIN</b>	4-2
<b>- REBOUND MARGIN</b>	1-3
<b>REBOUNDS ARE TIED</b>	0-0
<b>SHOOT 50% OR BETTER</b>	0-0
<b>SHOOT UNDER 50%</b>	5-5
<b>OPPONENT SHOOTS 50% +</b>	0-2
<b>OPPONENT SHOOTS &gt; 50%</b>	5-3
<b>ON MONDAYS</b>	0-2
<b>ON TUESDAYS</b>	1-0
<b>ON WEDNESDAYS</b>	1-0
<b>ON THURSDAYS</b>	0-1
<b>ON FRIDAYS</b>	1-0
<b>ON SATURDAYS</b>	1-1
<b>ON SUNDAYS</b>	1-1

## MISCELLANEOUS SEASON STATS

### STARTING LINEUPS

W/L	G	G	G/F	G/F	C/F
2-4	Salzberg	Harris	Fasoyiro	Mason	Sischo
0-1	Harris	MacDonald	Fasoyiro	Bradley	Sischo
2-0	Salzberg	Harris	Fasoyiro	Bradley	Sischo
1-0	Johnson	Harris	Fasoyiro	Mason	Sischo

### WIN/LOSS MARGIN

	1	2	3	4	5	6	7	8	9	10	11-15	16-20	20-29	30+
Wins				1					1		2	1		
Losses		1	1				1				1		1	

### LEADS & DEFICITS

Daemen's Biggest Halftime Lead	15 at Staten Island (11/23/21)
Daemen's Biggest Halftime Lead Lost	7 @ West Liberty (11/29/21)
Daemen's Biggest Halftime Deficit	9 @ West Texas A&M (10/31/21)
Daemen Biggest Halftime Deficit Overcome	-
Daemen's Biggest Margin Of Victory	19 at Staten Island (11/23/21)
Daemen's Biggest Margin Of Defeat	22 at Mercyhurst (11/18/21)

### DOUBLE-FIGURE SCORING

Andrew Sischo	9
Sean Fasoyiro	7
Andrew Mason	5
Nick MacDonald	2
Ryan Bradley	1
Kyle Harris	1

### DOUBLE-FIGURE REBOUNDING

Andrew Sischo	9
Sean Fasoyiro	1
Kyle Harris	1

### DOUBLE-DOUBLES

Andrew Sischo	9
Sean Fasoyiro	1
Kyle Harris	1

### 20-POINT SCORERS

Andrew Sischo	6
Sean Fasoyiro	1

### 30-POINT SCORERS

Andrew Sischo	2
---------------	---

## SUSTAINED SUCCESS

The Daemen program has been built on sustained success, winning at least 19 games in nine of the last 10 seasons. That span encompasses the end of Daemen's NAIA Era, its' NCAA transition period and the first six seasons of full NCAA Division II membership. The Wildcats have won 72% of their contests, going 211-84 in that span. Looking more recently, Daemen is 85-33 since the start of the 2017-18 season (.720 winning percentage).

## BACK-TO-BACK-TO-BACK

Daemen has earned three consecutive NCAA tournament berths. The Wildcats won 24 games (NCAA Era program record) and earned at-large bids to the NCAA tournament in 2019 and 2020. The Wildcats entered the 2021 tournament as the No. 2 seed in the East Region and picked up their first-ever NCAA tourney win with an 81-69 defeat of third-seeded Bloomfield en route to the program's first regional championship and Elite Eight appearance.

## DEGREE OF DIFFICULTY

Daemen's 2021-22 schedule will provide plenty of tests. The Wildcats are slated to play games against seven teams who were ranked in either the NABC or D2SIDA preseason national polls: Minnesota State Moorhead, Colorado Mesa, West Texas A&M, Mercyhurst, West Liberty, Saint Anselm, St. Thomas Aquinas. Daemen has recorded two wins over top-25 ranked teams in each of the last three seasons.

## MISSED OPPORTUNITY

Daemen missed a golden opportunity for a win over a top-25 team when they suffered a 63-61 setback at #7/#4 West Liberty on Nov. 29. The Wildcats led for more than 32 minutes and held the high octane Hilltoppers under 70 points for the first time since 2018, but it wasn't enough as the hosts forced 21 turnovers and overcame a seven-point halftime deficit. Daemen was attempting to hand WLU just its sixth loss in a non-conference home game over the last 18 seasons. It marked Daemen's second loss by three points or fewer to a nationally ranked opponent this season.

## BEASTS OF THE EAST

Daemen owns a 118-39 record (.752 winning percentage) in games against East Region opponents since the start of the 2014-15 season. That includes a combined 26-8 mark (.765 winning percentage) against affiliates of the Central Atlantic Collegiate Conference and Northeast 10 Conference.

## GROUNDING THE REDHAWKS

Daemen's 81-72 win over Roberts Wesleyan on Dec. 8 was their 30th of the last 32 meetings dating back to the 2007-08 season. That includes wins in 13 straight meetings at Lumsden Gymnasium.

## IN THE NCAA RECORD BOOK

Star center Andrew Sischo has recently entered the NCAA Division II record book for both scoring and rebounding. During Daemen's game at Le Moyne on Dec. 6, Sischo became just the 39th player in NCAA Division II history to reach 2,400 points in a career. With 2,447 points, he ranks 37th all-time. Sischo is on pace to reach 2,900 points, something only 14 other Division II players have achieved. He also ranks 17th for career rebounding with 1,234 boards. Sischo has a chance to finish his career among the top five rebounders in Division II history.

## A WIN TO REMEMBER

In Daemen's first-ever appearance at KeyBank Center (Nov. 23, 2019), guard Breon Harris nailed a go-ahead three-pointer with 32 seconds left and delivered a key steal in the waning seconds to lead the Wildcats past Wilmington, 83-81. Harris finished with 21 points while Andrew Sischo netted a game-high 24.

## INDIVIDUAL MISCELLANEOUS STATS

### DOUBLE-FIGURE SCORING GAMES

Player	17-18	18-19	19-20	20-21	21-22	Career
Z. Basden	-	1	0	0	0	1
T. Book	-	2	-	-	0	2
R. Bradley	-	-	0	-	1	1
S. Fasoyiro	0	9	9	12	7	37
K. Harris	-	-	5	10	1	16
N. MacDonald	-	-	3	1	2	6
A. Mason	-	-	-	10	6	16
R. Salzberg	-	-	1	8	0	9
A. Sischo	25	27	31	15	9	107
Z. Veiga	-	-	5	2	0	7

### 20-POINT PLUS SCORING GAMES

Player	17-18	18-19	19-20	20-21	21-22	Career
S. Fasoyiro	0	1	0	2	1	4
K. Harris	-	-	0	3	0	3
A. Mason	-	-	-	1	0	1
A. Sischo	7	14	24	14	-	59

### 30-POINT PLUS SCORING GAMES

Player	17-18	18-19	19-20	20-21	21-22	Career
S. Fasoyiro	0	0	0	1	0	1
A. Sischo	1	4	6	4	2	17

### DOUBLE-FIGURE REBOUNDING GAMES

Player	17-18	18-19	19-20	20-21	21-22	Career
S. Fasoyiro	0	1	1	5	1	8
K. Harris	-	-	0	0	1	1
A. Mason	-	-	-	2	0	2
A. Sischo	8	17	22	13	9	69

### DOUBLE-DOUBLES

Player	17-18	18-19	19-20	20-21	21-22	Career
S. Fasoyiro	0	1	0	2	1	4
K. Harris	-	-	0	0	1	1
A. Mason	-	-	-	2	0	2
A. Sischo	8	17	22	13	9	69

## YOU CAN COME HOME AGAIN

Saturday's game at KeyBank Center will be a return of sorts for Daemen head coach Mike MacDonald who has coached in more than 40 games at the downtown arena, including time spent as an assistant coach. MacDonald is the all-time leader in coaching wins in the building with a 18-11 career record there. The first 28 of those games came during his stint as the head coach at Canisius from 1997-2006. MacDonald made his return to the downtown arena in 2019 when he guided the Wildcats to an 83-81 win over Wilmington. The return was 14 years in the making, his first since the 2005 Metro Atlantic Athletic Conference Tournament.

**THE LAST TIME A DAEMEN PLAYER...**

Scored 20-29 points	Andrew Sischo (28) at Le Moyne, 12/06/21
Scored 30-39 points	Andrew Sischo (31) vs. Roberts Wesleyan, 12/08/21
Scored 40-49 points	Andrew Sischo (42) at Roberts Wesleyan, 02/08/21
Made 10+ field goals	Andrew Sischo (14-18) vs. Roberts Wesleyan, 12/08/21
Made 10+ free throws	Andrew Sischo (10-11) at Roberts Wesleyan, 02/08/21
Made 5-9 three-pointers	Kyle Harris (6-10) vs. St. Thomas Aquinas, 03/16/21
Made 10+ three-pointers	David Skolen (12-18) vs. Waynesburg, 11/15/89
Had 10-14 rebounds	Andrew Sischo (12), Kyle Harris (12) vs. Bridgeport, 12/12/21
Had 15-19 rebounds	Andrew Sischo (15) vs. Roberts Wesleyan, 12/08/21
Had 20+ rebounds	Andrew Sischo (21) vs. D'Youville, 02/10/21
Had 10+ assists	Darius Garvin (10) at St. Thomas Aquinas, 02/02/18
Had 5+ blocks	Andrew Sischo (5) vs. Felician, 11/08/19
Had 5+ steals	Breon Harris (6) at NY Tech, 03/01/20
Had a double-double	Andrew Sischo (12 pts, 12 rebs), Kyle Harris (16 pts, 12 rebs) vs. Bridgeport, 12/12/21
Had a triple-double	Gerald Beverly (17 pts / 17 reb / 12 blk) vs. St. Thomas (Fla.), 12/17/14
Had 20 points and 20 rebounds	Andrew Sischo (31 pts / 21 reb) vs. D'Youville, 02/10/21
Had consecutive double-doubles	Andrew Sischo (8), 10/31/21 - 12/12/21
Scored go-ahead points in final 30 seconds of win	Ryan Salzberg (3PT w/ 26 seconds remaining OT) at St. Thomas Aquinas, 02/28/21

**THE LAST TIME A DAEMEN TEAM...**

Allowed 50 points or fewer	vs. Dominican (W, 60-49), 11/12/16
Won by 20-29 points	vs. D'Youville (W, 102-77), 02/10/21
Won by 30+ points	vs. D'Youville (W, 98-67), 02/24/21
Scored 90-99 points	vs. D'Youville (W, 98-67), 02/24/21
Scored 100+ points	at D'Youville (W, 103-69), 02/15/21
Had 50+ rebounds	vs. Bridgeport (50), 12/12/21
Shot 50%+ from the field	vs. West Texas A&M (30-54, 55.6%), 03/16/21
Shot 60%+ from the field	at St. Rose (34-56, 62.5%), 12/19/19
Shot 50%+ from three-point range (min. 10 att)	vs. MSU Moorhead (9-14, 64.3%), 10/29/21
Shot 60%+ from three-point range (min. 10 att)	vs. MSU Moorhead (9-14, 64.3%), 10/29/21
Shot 90%+ from free throw line (min. 10 at)	at Le Moyne (11-12, 91.7%), 12/06/21
Finished without a three-point field goal	vs. Queens (0-12), 11/09/12
Made 10-14 three-pointers	vs. Bridgeport (10-31), 12/12/21
Made 15+ three-pointers	at D'Youville (17-34), 02/15/21
Had 10+ blocked shots	vs. Indianapolis (10), 12/18/14
Had 10+ steals	vs. Colorado Mesa (11), 10/30/21
Had 20+ assists	at St. Thomas Aquinas (21), 02/27/21
Had 4 players in double figures	vs. Bridgeport, 12/12/21
Had 5 players in double figures	vs. Bloomfield, 03/14/21
Had 6 players in double figures	vs. Dist. Columbia, 01/27/19
Had all 5 starters in double figures	vs. Bloomfield, 03/14/21
Had 2 players score 20+ points	vs. Saint Rose (Sischo 37, Fasoyiro 23), 11/27/21
Had 2 or more players with 10+ rebounds	vs. Bridgeport (Sischo 12, Harris 12), 12/12/21
Had 2 or more players record a double-double	vs. Bridgeport (Sischo, Harris), 12/12/21
Won in overtime	at St. Thomas Aquinas (W, 84-81), 02/27/21
Lost in overtime	at NY Tech (L, 85-82), 03/01/20
Scored 80 points or more and lost	vs. West Texas A&M (L, 97-83), 03/24/21
Scored 90 points or more and lost	at Dominican (L, 98-93, OT), 01/07/14
Allowed 60 points or fewer and lost	vs. St. Thomas Aquinas (L, 60-57), 03/03/18
Played a nationally-ranked opponent	at #7/#4 West Liberty (L, 63-61), 11/29/21
Defeated a nationally-ranked opponent	vs. #11/#5 St. Thomas Aquinas (W, 71-70), 03/16/21



**SEASON RECORDS**

POINTS				THREE-POINT FIELD GOALS				REBOUNDS			
1.	Andrew Sischo	773	2019-20	1.	David Skolen	114	1989-90	1.	Jim Chapman	394	1988-89
2.	Robert Robinson	767	1990-91	2.	Jeff Redband	100	2019-20	2.	Gerald Beverly	373	2014-15
3.	David Skolen	699	1989-90	3.	Kharmen Wingard	86	2003-04	3.	Andrew Sischo	362	2019-20
4.	Russell John	629	1990-91	4.	Brian Montanaro	84	2004-05	4.	Alex Nwora	347	1991-92
5.	Gerald Beverly	620	2014-15	5.	Pete Loney	83	2008-09	5.	Brian Pettit	329	1996-97
6.	Torrence Dyck	612	2015-16	6.	Jeff Redband	79	2018-19	6.	Alex Nwora	313	1992-93
7.	Chris Lewis	611	1989-90	7.	Russell John	78	1990-91	7.	Alex Nwora	312	1990-91
8.	Brian Montanaro	592	2005-06	8.	Donjuan Tyson	77	2006-07	8.	Brian Pettit	288	1995-96
9.	Andrew Sischo	585	2018-19	9.	Gabriel Marshall	76	2003-04	9.	Chris Lewis	287	1989-90
10.	Robert Robinson	567	1989-90		Kharmen Wingard	76	2004-05	10.	Andrew Sischo	283	2018-19

POINTS PER GAME				THREE-POINT % (min. 1 3PT/game)				REBOUNDS PER GAME			
1.	Andrew Sischo	26.9	2020-21	1.	David Skolen	.557	1986-87	1.	Jim Chapman	14.1	1988-89
2.	Robert Robinson	25.6	1990-91	2.	Marty Lange	.524	1997-98	2.	Andrew Sischo	13.0	2020-21
3.	Andrew Sischo	24.9	2019-20	3.	Mike Maisto	.500	2007-08	3.	Gerald Beverly	12.0	2014-15
4.	Torrence Dyck	21.9	2015-16		Jesse Lalka	.500	2015-16	4.	Andrew Sischo	11.7	2019-20
5.	David Skolen	21.8	1989-90	5.	David Skolen	.491	1989-90	5.	Alex Nwora	11.6	1992-93
	Ralph Henderson	21.8	1987-8	6.	David Skolen	.477	1988-89		Alex Nwora	11.6	1991-92
7.	Russell John	21.0	1990-91	7.	Kevin Lange	.461	2002-03	7.	Brian Pettit	10.6	1996-97
8.	Ralph Henderson	20.5	1986-87		Jay Sarkis	.461	2015-16	8.	Alex Nwora	10.4	1990-91
9.	Andrew Sischo	20.9	2018-19	9.	Brian Montanaro	.452	2004-05	9.	Sandy Finney	10.2	1995-96
10.	Gerald Beverly	20.0	2014-15	10.	Jeff Redband	.450	2016-17	10.	Sandy Finney	10.1	1994-95
									Andrew Sischo	10.1	2018-19

FIELD GOALS				FREE THROWS				ASSISTS			
1.	Andrew Sischo	298	2019-20	1.	Robert Robinson	282	1990-91	1.	Mark Coppola	203	2012-13
2.	Chris Lewis	257	1989-90	2.	Gerald Beverly	180	2014-15		Derrick Henry	203	1988-89
3.	David Skolen	247	1989-90	3.	Robert Robinson	176	1991-92	3.	Robert Robinson	187	1990-91
4.	Robert Robinson	231	1990-91	4.	Andrew Sischo	164	2019-20	4.	Robert Robinson	186	1989-90
5.	Andrew Sischo	229	2018-19	5.	Alex Nwora	161	1992-93	5.	Mark Coppola	161	2011-12
6.	Gerald Beverly	219	2014-15	6.	Joe Olsen	148	2005-06	6.	Tim Foley	157	1994-95
7.	Russell John	218	1990-91	7.	Robert Robinson	142	1989-90	7.	Mark Coppola	154	2013-14
8.	Torrence Dyck	217	2015-16	8.	Monty Montgomery	140	2000-01	8.	Steve Chandler	152	2003-04
9.	Robert Robinson	205	1989-90	9.	Jonathan Walker	139	2002-03	9.	Steve Chandler	147	2002-03
10.	Gerald Beverly	200	2013-14	10.	Jonathan Walker	134	2001-02	10.	Russell John	139	1991-92

FIELD GOAL % (min. 150 made)				FREE THROW % (min. 100 made)				STEALS			
1.	S. Van Duluitgaarden	.661	1991-92	1.	David Skolen	.850	1989-90	1.	Derrick Henry	74	1988-89
2.	Andrew Sischo	.645	2019-20	2.	Todd Zielinski	.850	1996-97	2.	Russell John	73	1990-91
3.	Andrew Sischo	.630	2020-21	3.	Kevin Lange	.844	2002-03	3.	Breon Harris	70	2017-18
4.	Chris Lewis	.624	1989-90	4.	Robert Robinson	.827	1991-92	4.	Casey Sheehan	68	2012-13
5.	Brian Harmon	.610	1986-87	5.	David Skolen	.823	1988-89	5.	Devon Dawson	67	2007-08
6.	Gerald Beverly	.607	2014-15	6.	Mark Rouse	.806	2001-02	6.	Anibal Soler	66	1999-00
7.	Brian Pettit	.605	1998-99	7.	Monty Montgomery	.790	1997-98	7.	Eder Joseph	62	1999-00
8.	Chris Lewis	.603	1988-89	8.	Robert Robinson	.789	1989-90	8.	Jorge Ebanks	61	2009-10
9.	Gerald Beverly	.597	2012-13	9.	Brian Montanaro	.783	2005-06	9.	Dewan Stroud	60	2006-07
10.	Andrew Sischo	.586	2018-19	10.	Monty Montgomery	.782	2000-01	10.	Therreon Blackwell	59	2004-05
									Rob Robinson	59	1990-91
									Breon Harris	59	2019-20


**Gerald Beverly**

**David Skolen**

BLOCKS			
1.	Ron Wright	119	2005-06
2.	Ron Wright	114	2004-05
3.	Gerald Beverly	111	2013-14
4.	Gerald Beverly	110	2014-15
5.	Gerald Beverly	59	2012-13
6.	Brian Pettit	55	1998-99
7.	Mario Torres	54	1992-93
8.	Brian Pettit	52	1996-97
9.	Gerald Beverly	50	2011-12
10.	Ralph Henderson	49	1986-87

**CAREER RECORDS**
**POINTS (1,000-Point Club)**

1.	Andrew Sischo	2,447	2017-Pr.
2.	Robert Robinson	1,962	1988-92
3.	Brian Montanaro	1,920	2002-06
4.	David Skolen	1,876	1986-90
5.	M. Montgomery	1,814	1996-01
6.	Gerald Beverly	1,799	2011-15
7.	Alex Nwora	1,514	1989-93
8.	Casey Sheehan	1,505	2010-14
9.	Jeff Redband	1,422	2016-20
10.	Brian Pettit	1,414	1994-99
11.	Rob Lange	1,330	1992-96
12.	Devon Dawson	1,310	2007-12
13.	Kharmen Wingard	1,281	2002-05
14.	Jim Regan	1,241	2009-13
15.	Mark Rouse	1,172	1998-02
16.	Kevin Lange	1,152	1999-03
17.	Chris Moore	1,126	1996-00
18.	Chris Lewis	1,105	1988-90
19.	Jordan Greene	1,090	2011-15
20.	Danny McCabe	1,078	1884-98
21.	Jay Sarkis	1,070	2015-20
22.	Therreon Blackwell	1,069	2002-06
23.	Russell John	1,061	1990-92
24.	Torrence Dyck	1,056	2014-16
25.	Deion Hamilton	1,029	2015-19
26.	Ralph Henderson	1,015	1986-88
27.	Breon Harris	1,012	2016-20

**POINTS PER GAME**

1.	Andrew Sischo	21.5	2017-Pr.
2.	Torrence Dyck	20.7	2014-16
3.	Chris Lewis	18.4	1988-90
4.	Robert Robinson	17.8	1988-92
5.	Russell John	17.4	1990-92
6.	Dewan Stroud	16.8	2006-08
7.	David Skolen	16.5	1986-90
8.	Monty Montgomery	16.2	1996-01
9.	Jonathan Walker	15.3	2001-03
10.	Dom Mazzocchi	15.2	2010-12

**FIELD GOALS**

1.	Andrew Sischo	977	2019-20
2.	David Skolen	687	1986-90
3.	Gerald Beverly	669	2011-15
4.	Brian Montanaro	656	2002-06
5.	Monty Montgomery	656	1996-01
6.	Robert Robinson	640	1988-92
7.	Casey Sheehan	544	2010-14
8.	Alex Nwora	532	1989-93
9.	Brian Pettit	519	1994-99
10.	Jim Regan	477	2009-13

**FIELD GOAL % (MIN. 150 MADE)**

1.	Chris Lewis	.615	1988-90
2.	Andrew Sischo	.608	2017-Pr.
3.	S. Van Duluitgaarden	.606	1990-92
4.	Gerald Beverly	.583	2011-15
5.	Kadeem Johnson	.581	2010-14
6.	Steve Chandler	.568	2002-04
7.	Joe Olsen	.559	2004-06
8.	Darnell Jackson	.554	2003-05
9.	Ralph Henderson	.549	1986-88
10.	Brian Pettit	.543	1994-99

**THREE-POINT FIELD GOALS**

1.	Jeff Redband	316	2016-20
2.	Brian Montanaro	288	2002-06
3.	David Skolen	279	1986-90
4.	Kharmen Wingard	237	2002-05
5.	Jordan Greene	201	2011-15
6.	Jay Sarkis	200	2015-20
7.	Mark Rouse	183	1998-02
8.	Kevin Lange	169	1999-03
9.	Casey Sheehan	147	2010-14
10.	Russell John	143	1990-92

**THREE-POINT % (min. 50 made)**

1.	David Skolen	.487	1986-90
2.	Jesse Lalka	.463	2013-17
3.	Jeff Redband	.438	2016-20
4.	Robert Robinson	.433	1988-92
5.	Jay Sarkis	.429	2015-20
6.	Pete Loney	.426	2007-09
7.	Adrian Baugh	.424	1999-01
8.	Brian Montanaro	.418	2002-06
9.	Kyle Clifford	.415	2013-15
10.	Donjuan Tyson	.403	2006-07

**FREE THROWS**

1.	Robert Robinson	630	1988-92
2.	Andrew Sischo	466	2017-Pr.
3.	Gerald Beverly	459	2011-15
3.	Alex Nwora	441	1989-93
5.	Monty Montgomery	427	1996-01
6.	Brian Pettit	373	1994-99
7.	Rob Lange	366	1992-96
8.	Brian Montanaro	320	2002-06
9.	Devon Dawson	275	2007-12
10.	Jonathan Walker	273	2001-03

**FREE THROW % (min. 100 made)**

1.	Jeff Redband	.880	2016-20
2.	David Skolen	.826	1986-90
3.	Arif Mehmetaj	.806	2014-17
4.	Jay Sarkis	.795	2015-20
5.	Robert Robinson	.788	1988-92
5.	Mark Rouse	.788	1998-02
7.	Brian Montanaro	.786	2002-06
8.	Jaleo Wilkes	.773	2015-17
9.	Jeff Eaddy	.768	1986-90
10.	Monty Montgomery	.757	1996-01

**REBOUNDS**

1.	Andrew Sischo	1,234	2017-Pr.
2.	Alex Nwora	1,103	1989-93
3.	Gerald Beverly	1,004	2011-15
4.	Brian Pettit	991	1994-99
5.	Monty Montgomery	806	1996-01
6.	Jim Regan	587	2009-13
7.	Devon Dawson	585	2007-12
8.	Danny McCabe	570	1994-98
9.	Eder Joseph	542	1997-00
10.	Mario Torres	537	1990-94

**REBOUNDS PER GAME**

1.	Andrew Sischo	10.8	2017-Pr.
2.	Alex Nwora	9.3	1989-93
3.	Brian Pettit	8.7	1994-99
4.	Chris Lewis	8.5	1988-90
5.	Gerald Beverly	8.4	2011-15
6.	Steve Chandler	7.4	2002-04
7.	Monty Montgomery	7.2	1996-01
8.	Eder Joseph	6.7	1997-00
9.	Mario Torres	6.5	1990-94
	Jonathan Walker	6.5	2001-03

**ASSISTS**

1.	Mark Coppola	623	2010-14
2.	Robert Robinson	503	1988-92
3.	Casey Sheehan	470	2010-14
4.	Therreon Blackwell	438	2002-06
5.	Jay Sarkis	336	2015-20
6.	Tim Foley	334	1990-95
7.	Mark Rouse	320	1998-02
8.	Anibal Soler	304	1997-00
9.	Steve Chandler	299	2002-04
10.	David Skolen	293	1986-90

**STEALS**

1.	Devon Dawson	198	2007-12
2.	Therreon Blackwell	185	2002-06
	Casey Sheehan	185	2010-14
	Breon Harris	185	2016-20
5.	Mark Coppola	168	2010-14
6.	Anibal Soler	165	1996-00
7.	Robert Robinson	161	1988-92
	Brian Montanaro	161	2002-06
8.	Alex Nwora	154	1989-93
9.	Monty Montgomery	135	1996-01
	Mark Rouse	135	1998-02

**BLOCKS**

1.	Gerald Beverly	330	2011-15
2.	Ron Wright	233	2004-06
3.	Brian Pettit	144	1994-99
4.	Jim Regan	117	2009-13
5.	Andrew Sischo	111	2017-Pr.
6.	Mario Torres	102	1990-94
7.	Jeff Redband	101	206-20
8.	Kevin Lange	81	1999-03
9.	Ralph Henderson	79	1986-88
10.	Garyce Hervey	78	1998-00


**Brian Montanaro**

**SINGLE GAME RECORDS**

**POINTS**

1. Andrew Sischo 47 vs. Queens (N.Y.) 03/04/20

**REBOUNDS**

1. Jim Chapman 25 vs. New Jersey Inst. Of Tech. 11/26/88

**ASSISTS**

1. Robert Robinson 18 vs. Windsor 11/10/90

**BLOCKED SHOTS**

1. Gerald Beverly 12 vs. St. Thomas (Fla.) 12/17/14

**STEALS**

1. Derrick Henry 8 vs. SUNY Cortland 01/07/89

**FIELD GOALS MADE**

1. Andrew Sischo 19 vs. Queens (N.Y.) 03/04/20

**FIELD GOALS ATTEMPTED**

1. Russell John 32 vs. Ramapo 11/16/90

**FREE THROWS MADE**

1. Robert Robinson 21 vs. Point Park 02/02/91

**FREE THROWS ATTEMPTED**


1. Robert Robinson 24 vs. Point Park 02/02/91

**3-POINT FIELD GOALS MADE**


1. David Skolen 12 vs. Waynesburg 11/15/89

**3-POINT FIELD GOALS ATTEMPTED**

1. David Skolen 18 vs. Waynesburg 11/15/89



*Alex Nwora*



*Robert Robinson*



# DAEMEN MBB GAME NOTES | GAME #11 VS. FRANKLIN PIERCE | DEC. 18, 2021

## SINGLE GAME RECORDS – INDIVIDUAL – NCAA ERA (2015-present)

### POINTS

1. Andrew Sischo 47 vs. Queens (N.Y.) 03/04/20

### REBOUNDS

1. Andrew Sischo 23 vs. Molloy 02/16/18

### ASSISTS

1. Jay Sarkis 11 vs. Queens (N.Y.) 01/21/18

### BLOCKED SHOTS

1. Arif Mehmetaj 6 vs. Mercy 01/28/17

### STEALS

1. Breon Harris 7 vs. LIU Post 01/12/18

### FIELD GOALS MADE

1. Andrew Sischo 19 vs. Queens (N.Y.) 03/04/20

### FIELD GOALS ATTEMPTED

1. Andrew Sischo 29 vs. Queens (N.Y.) 03/04/20

### FREE THROWS MADE

1. Jaleo Wilkes 14 vs. Mercyhurst 11/27/16

### FREE THROWS ATTEMPTED

1. Jaleo Wilkes 15 vs. Mercyhurst 11/27/16

Andrew Sischo 15 vs. Molloy 02/16/18

### 3-POINT FIELD GOALS MADE

1. Jeff Redband 7 vs. LIU Post 02/15/19

Jeff Redband 7 vs. U. Sciences 11/30/19

Jeff Redband 7 vs. Roberts Wesleyan 02/01/20

Jeff Redband 7 vs. Bridgeport 02/07/20

### 3-POINT FIELD GOALS ATTEMPTED

1. Jeff Redband 13 vs. LIU Post 02/23/18

## SINGLE GAME RECORDS – INDIVIDUAL – EAST COAST CONFERENCE GAMES (2013-present)

### POINTS

1. Andrew Sischo 42 vs. Roberts Wesleyan 02/08/21

### REBOUNDS

1. Andrew Sischo 23 vs. Molloy 02/16/18

### ASSISTS

1. Jay Sarkis 11 vs. Queens (N.Y.) 01/21/18

### BLOCKED SHOTS

1. Gerald Beverly 11 vs. Mercy 01/06/14

### STEALS

1. Breon Harris 7 vs. LIU Post 01/12/18

### FIELD GOALS MADE

1. Andrew Sischo 16 vs. Molloy 02/08/19

Andrew Sischo 16 vs. Roberts Wesleyan 02/08/21

### FIELD GOALS ATTEMPTED

1. Andrew Sischo 26 vs. Molloy 02/08/19

### FREE THROWS MADE

1. Casey Sheehan 14 vs. Dowling 02/21/14

Gerald Beverly 14 vs. Bridgeport 01/10/15

Gerald Beverly 14 vs. Mercy 02/21/15

### FREE THROWS ATTEMPTED

1. Casey Sheehan 20 vs. Dowling 02/21/14

### 3-POINT FIELD GOALS MADE

1. Jeff Redband 7 vs. LIU Post 02/15/19

Jeff Redband 7 vs. Roberts Wesleyan 02/01/20

Jeff Redband 7 vs. Bridgeport 02/07/20

### 3-POINT FIELD GOALS ATTEMPTED

1. Jordan Greene 13 vs. Dowling 01/17/14

Jeff Redband 13 vs. LIU Post 02/23/18



Jeff Redband



Casey Sheehan

**SINGLE GAME RECORDS – TEAM – NCAA ERA (2015-present)**

<b>POINTS</b>	109	vs. Wilmington (Del.)	11/13/15
<b>VICTORY MARGIN</b>	45	vs. LIU Post	02/15/19
<b>REBOUNDS</b>	57	vs. D'Youville	02/10/19
<b>OFFENSIVE REBOUNDS</b>	23	vs. Molloy	02/08/19
<b>DEFENSIVE REBOUNDS</b>	40	vs. Dowling	12/18/15
	40	vs. Felician	11/08/19
	40	vs. Mercy	12/13/19
	40	vs. D'Youville	02/10/21
<b>ASSISTS</b>	27	vs. LIU Post	12/14/18
	27	vs. LIU Post	02/15/19
<b>BLOCKS</b>	9	vs. Lake Erie	11/26/18
<b>STEALS</b>	15	vs. Molloy	02/28/20
<b>FIELD GOALS</b>	41	vs. LIU Post	12/14/18
<b>FIELD GOALS ATTEMPTED</b>	81	vs. Molloy	02/16/18
<b>FIELD GOAL PERCENTAGE</b>	.633	vs. Dist. Columbia	01/21/17
<b>3-POINT FIELD GOALS</b>	19	vs. LIU Post	02/15/19
<b>3-POINT ATTEMPTED</b>	40	vs. LIU Post	11/30/16
<b>3-POINT PERCENTAGE</b>	.619	vs. Dist. Columbia	01/21/17
<b>FREE THROWS</b>	42	vs. Queens (N.Y.)	01/24/16
<b>FREE THROWS ATTEMPTED</b>	51	vs. Queens (N.Y.)	01/24/16
<b>FREE THROW PERCENTAGE</b>	1.000	vs. Bridgeport	02/07/20
	1.000	vs. Le Moyne	11/19/19

**SINGLE GAME RECORDS – TEAM – EAST COAST CONFERENCE GAMES (2013-present)**

<b>POINTS</b>	111	vs. Molloy	02/07/14
<b>VICTORY MARGIN</b>	55	vs. Dist. Columbia	01/12/14
<b>REBOUNDS</b>	57	vs. D'Youville	02/10/21
<b>OFFENSIVE REBOUNDS</b>	23	vs. Molloy	02/08/19
<b>DEFENSIVE REBOUNDS</b>	41	vs. Roberts Wesleyan	01/20/15
<b>ASSISTS</b>	27	vs. LIU Post	12/14/18
	27	vs. LIU Post	02/15/19
<b>BLOCKS</b>	15	vs. St. Thomas Aquinas	01/24/14
<b>STEALS</b>	15	vs. Molloy	02/28/20
<b>FIELD GOALS</b>	42	vs. Dist. Columbia	02/06/16
<b>FIELD GOALS ATTEMPTED</b>	81	vs. Molloy	02/16/18
<b>FIELD GOAL PERCENTAGE</b>	.633	vs. Dist. Columbia	01/21/17
<b>3-POINT FIELD GOALS</b>	19	vs. LIU Post	02/15/19
<b>3-POINT ATTEMPTED</b>	40	vs. LIU Post	11/30/16
<b>3-POINT PERCENTAGE</b>	.619	vs. Dist. Columbia	01/21/17
<b>FREE THROWS</b>	42	vs. Queens (N.Y.)	01/24/16
<b>FREE THROWS ATTEMPTED</b>	51	vs. Queens (N.Y.)	01/24/16
<b>FREE THROW PERCENTAGE</b>	1.000	vs. Bridgeport	02/14/15
	1.000	vs. Bridgeport	02/07/20



2015-16 Team - 1st Year Full NCAA Division II



2018-19 Team - 1st NCAA Tournament



**LAST GAME RECAP – Wildcats finish strong, take down Bridgeport, 71-59**

AMHERST, N.Y. – It's not about how hard you hit. It's about how you can get hit and keep moving forward.

After watching a 37-33 halftime lead turn into a 48-43 deficit with just over 13 minutes left to play in the second half, Daemen men's basketball chipped away and controlled the final 6:39 of play on a 16-3 run for a 71-59 victory over visiting Bridgeport in an East Coast Conference Sunday matinee held at Lumsden Gymnasium.

With the victory, Daemen has now won two consecutive games – both in ECC play – and return to .500 at 5-5 overall. Daemen is also 3-0 in conference play for the first time since the 2018-19 season (16-2 ECC finish.) Daemen also snapped a three-game losing streak against the Purple Knights and won in the series for the first time since a 93-71 victory on March 3, 2019. The Wildcats are also 6-2 at home against Bridgeport.

Daemen jumped out to a 13-2 run over the first 5:39 of play, in large part due to a trio of three-pointers coming from graduate student guard [Kyle Harris](#) (Buffalo, N.Y.). A jumper from fellow veteran [Sean Fasoyiro](#) (Houston, Texas) extended the lead to 13 points (29-16) with 6:30 remaining in the first half. The Purple Knights responded with an 11-3 run to cut the deficit to 32-27 with 4:02 remaining. A lay-up from Bridgeport's Malcom Moye with two seconds remaining cut Daemen's lead down to 37-33 at the break.

After trailing 48-43 with 13:04 left in the contest, Daemen started finding its groove offensively as inside baskets from [Andrew Sischo](#) (Guilderland, N.Y.) and timely perimeter shooting from both Harris and [Juston Johnson](#) (Buffalo, N.Y.) kept the momentum moving. Johnson's three-point attempt tied the game at 53 apiece with 8:41 left. Bridgeport sophomore D'Andre Collins responded moments later to give the Purple Knights a 56-53 lead. But following two major baskets from Sischo – the first off a slam dunk – the Wildcats did not look back. Sischo's lay-up in the paint from guard [Andrew Mason](#) (Webster, N.Y.) gave Daemen a 57-56 lead with 6:39 remaining. Two late three-pointers from Mason plus inside shots from Sischo, Harris and [Nick MacDonald](#) (Amherst, N.Y.) were highlights of Daemen's 16-3 run to secure the victory.

In the win, Daemen shot 43.1%, finishing 28-for-65, and established a new season-high with 10 three-pointers. Daemen previously tied their season-high of nine three-pointers in an 81-72 victory versus Roberts Wesleyan on Dec. 8. The Wildcats were also 5-of-6 from the free-throw line and recorded 50 total rebounds, 18 rebounds and seven blocks.

Bridgeport, meanwhile, had shooting spurts throughout the contest, but were limited to 31.5% shooting overall, including 17.9% from beyond the arc. The Purple Knights fell to 3-7 and 1-1 in East Coast Conference play.

**IMPACT PLAYERS**

- Graduate student [Kyle Harris](#) (Buffalo, N.Y.) recorded his first career double-double and led Daemen in points (16) and tied for first in rebounding (12.) Harris shot 5-of-13 from the floor and converted a team-high four three-pointers along with three assists in 33 minutes of play.
- After a 14-point, five-rebound performance against Roberts Wesleyan on Dec. 8, sophomore [Andrew Mason](#) (Webster, N.Y.) followed up with 15 points, seven rebounds and a team-high six assists in 28 minutes of action against Bridgeport Sunday.
- Graduate student [Sean Fasoyiro](#) (Houston, Texas) scored 10 of his 12 points in the first half alone. He shot 6-of-7 from the field while adding four rebounds, two assists and two blocks in 25 minutes of play.
- Graduate student [Andrew Sischo](#) (Guilderland, N.Y.) shot 6-of-12 from the field and finished with 12 points and 12 rebounds. It marks his ninth double-double of the season (eighth consecutive) and the 69th of his career. Sischo also added one block in a team-high 36 minutes of action.
- Junior [Nick MacDonald](#) (Amherst, N.Y.) and sophomore [Juston Johnson](#) (Buffalo, N.Y.) contributed a combined 14 of Daemen's 16 bench points.
- Sophomore guard Tim Dawson led a trio of double-figure scorers for the Purple Knights, finishing with a game-high 23 points on 9-of-23 shooting plus a team-high nine rebounds and made three assists in a game-high 37 minutes of action.
- Junior forward Malcolm Moye recorded 12 points and Collins added 10 points.

**GAME NOTES**

- Daemen returns 11 players, including all five starters, from their 2020-21 team that won the NCAA Division II East Region Championship and advanced to the Elite Eight.
- In the victory, Harris recorded the first double-double of his Wildcat career. In what was his 33rd career start and 58th career appearance, Harris also crossed the 400-point plateau while wearing the blue-and-white. So far in 2021-22, Harris is averaging 6.0 points and 4.0 rebounds per game.
- Including today's contest, Fasoyiro has finished in double-figures in 19 of his 26 career starts with Daemen, including seven times this season. So far in 2021-22, Fasoyiro is averaging 13.2 and 5.4 rebounds per game.
- A two-time ECC Rookie of the Week last winter, Mason has now finished in double-figure scoring six times and in each of his last four contests in 2021-22, averaging 10.5 points per game.
- Sischo has scored in double figures in 75 of his last 76 games and nine times in 2021-22 alone.
- A two-time consensus All-American and three-time ECC Player of the Year, Sischo is NCAA Division II's active leader in career points, career rebounds and career double-doubles. He is the all-time leading scorer in Daemen and ECC history with 2,447 points in 114 career games (21.5 ppg). Sischo currently stands in 37th place on the all-time NCAA Division II scoring list.
- Earlier this season, Sischo moved into the top 20 in Division II history for total rebounds and through today's contest has recorded 1,234 rebounds. He's also just 47 rebounds shy of becoming the ECC's all-time leader.
- Starting point guard [Ryan Salzberg](#) (Manlius, N.Y.) returned to the starting lineup Sunday after missing Wednesday's game against Roberts Wesleyan with an injury and recorded two assists in 23 minutes played against Bridgeport. Salzberg is averaging 5.3 points and 2.3 assists in eight games this season.
- Today marked the 16th all-time meeting between Daemen and Bridgeport since the series began on Jan. 18, 2014. With the victory today, Daemen avoided a fourth straight loss in the series and won their first since March 3, 2019 (93-71 at Lumsden Gymnasium.)
- Today's contest featured two of the most successful coaches in Division II between Daemen's [Mike MacDonald](#) and Bridgeport's Mike Ruane. MacDonald ranks 37th among active Division II coaches with 401 wins, while Ruane ranks 38th with 396.
- Daemen improved to 3-0 at home this season. The Wildcats have won 45 of their last 49 home games and are now 61-10 all-time in home ECC games.



# DAEMEN MBB GAME NOTES | GAME #11 VS. FRANKLIN PIERCE | DEC. 18, 2021

## 2021-22 BOX SCORES



Official Basketball Box Score - Final  
MSU Moorhead at Daemen  
10/29/21 First United Bank Center, Canyon  
2021-22 Men's Basketball

Game Time: 5:30 PM  
Game Duration: 1:52  
Attendance: 113

Officials: Ryan Huber, Darron Griffin, Trent Chayney

MSU Moorhead - 63

Record: 0-1

NO. Name	Min	FG	3P	FT	Rebounds	Fouls	TP	AS	TO	ST	Blocks	+/-
M-A	M-A	M-A	M-A	OR DR TOT	PF FD						BS BA	
24 Dane Zimmer	F 22:56	3-8	0-2	0-1	3 2 5	4 2	6	1	0	0	0	-16
25 Gaddour Kuehl	F 16:29	3-6	0-2	4-4	4 4 8	2 2	10	1	3	0	2	4
1 Lorenzo McChew	G 30:14	5-12	1-1	1-2	3 2 5	5 2	12	0	2	0	1	0
4 Jacob Beerings	G 28:16	2-11	0-7	2-5	0 3 3	2 3	6	2	1	2	0	9
12 Gavin Baumgartner	G 28:50	3-8	1-5	0-0	5 5 1	0 7	4	3	0	1	0	0
2 Bryce Istfeld	27:09	3-12	2-8	2-2	0 3 3	2 2	10	0	2	0	0	-9
13 Siman Sem	14:45	2-3	1-2	0-0	2 2 4	1 0	5	2	2	0	0	1
35 Jesse Bergh	14:58	1-2	0-0	1-1	2 0 2	1 1	3	1	0	0	1	0
11 Gabe Myren	09:39	1-3	0-2	0-0	2 1 3	2 1	2	1	1	2	0	-3
10 Jaden Stanley-Williams	06:44	1-1	0-0	0-0	1 0 1	0 0	2	1	0	0	0	-12
Team					2 0 2		0					
Totals	24:66	5-29	10-15	19-22	41	20	13	63	13	14	4	4

Technical Fouls: NONE

Daemen - 67

Record: 1-0

NO. Name	Min	FG	3P	FT	Rebounds	Fouls	TP	AS	TO	ST	Blocks	+/-
M-A	M-A	M-A	M-A	OR DR TOT	PF FD						BS BA	
22 Andrew Sischo	C 34:30	6-15	1-2	3-6	2 13 15	2 6	16	0	3	1	1	2
2 Sean Fasoyiro	G 27:05	1-4	0-0	6-6	1 2 3	1 4	8	2	1	0	0	-11
4 Kyle Harris	G 12:10	0-5	0-2	0-0	1 0 1	1 0	0	2	0	0	0	-1
5 Ryan Salzberg	G 33:11	4-5	1-1	0-1	0 1 1	3 1	9	2	3	0	1	-2
15 Andrew Mason	G 24:46	3-4	3-3	1-2	1 1 2	1 3	10	1	2	1	0	0
13 Nick MacDonald	27:50	5-9	4-6	3-4	1 2 3	0 3	17	3	1	2	0	1
25 Ryan Bradley	14:38	1-4	0-0	0-0	0 4 4	1 0	2	2	0	0	0	4
33 Joey Atkins	13:49	1-1	0-0	3-4	0 3 3	1 3	5	0	1	0	0	-11
11 Justin Johnson	06:49	0-0	0-0	0-0	0 0 0	1 0	0	0	0	0	0	6
23 Justin Hemphill	05:12	0-0	0-0	0-0	0 1 1	2 0	0	1	2	0	0	-3
Team					0 1 1		0					
Totals	21:47	9-14	16-23	6-28	34	13	20	67	11	15	7	1

Technical Fouls: NONE

MSUM	DC
Biggest lead 7 (1 <sup>st</sup> 15:24)	11 (2 <sup>nd</sup> 2:38)
Best Scoring Run 7 (1 <sup>st</sup> 15:24)	8 (2 <sup>nd</sup> 2:38)
Lead Changes 11	
Times Tied 12	
Time with Lead 15:03	17:31

Points from Turnovers	MSUM	DC
1st	16	16
2nd	28	20
3rd	30	33
4th	32	35
5th	35	37



Official Basketball Box Score - Final  
Daemen at West Tex. A&M  
10/31/21 First United Bank Center, Canyon  
2021-22 Men's Basketball

Game Time: 5:30 PM  
Game Duration: 2:12  
Attendance: 651

Officials: Darron Griffin, DeMond Thomas, Ryan Snyder

Daemen - 66

Record: 1-2

NO. Name	Min	FG	3P	FT	Rebounds	Fouls	TP	AS	TO	ST	Blocks	+/-
M-A	M-A	M-A	M-A	OR DR TOT	PF FD						BS BA	
22 Andrew Sischo	C 33:59	9-13	0-1	0-0	5 10 15	4 1	18	0	3	0	1	5
2 Sean Fasoyiro	G 33:44	4-12	1-5	6-9	1 4 5	3 7	15	3	2	0	2	4
4 Kyle Harris	G 23:30	1-6	1-3	0-0	0 3 3	1 0	3	1	1	2	1	14
5 Ryan Salzberg	G 34:40	2-5	1-3	0-0	0 1 1	0 2	5	2	1	1	0	2
15 Andrew Mason	G 28:32	5-8	4-6	0-1	0 2 2	1 3	14	3	3	0	0	11
13 Nick MacDonald	18:44	1-5	1-4	0-0	0 1 1	1 1	3	0	3	1	0	-20
25 Ryan Bradley	11:26	2-3	0-1	4-4	1 4 5	0 2	8	0	0	0	0	-13
23 Justin Hemphill	05:59	0-0	0-0	0-0	0 1 1	1 1	0	0	1	0	0	-13
33 Joey Atkins	04:06	0-1	0-0	0-0	0 1 1	1 0	0	0	1	0	1	-6
11 Justin Johnson	05:20	0-0	0-0	0-0	0 0 0	2 0	0	0	0	0	0	-7
Team					1 3 4		0					
Totals	24:53	8-23	10-14	8-29	37	14	17	66	9	17	4	5

Technical Fouls: NONE

West Tex. A&M - 69

Record: 3-0

NO. Name	Min	FG	3P	FT	Rebounds	Fouls	TP	AS	TO	ST	Blocks	+/-
M-A	M-A	M-A	M-A	OR DR TOT	PF FD						BS BA	
4 Julius Brown	G 37:04	5-16	3-6	1-4	1 6 7	1 2	14	1	0	2	0	4
11 Karon Booker	G 27:36	5-12	0-3	1-2	3 2 5	2 3	11	0	2	1	1	0
14 Zach Toussaint	G 21:02	1-5	1-2	2-2	0 1 1	1 1	5	0	1	0	0	3
23 Hayden Blankley	G 22:39	2-9	0-5	0-0	5 2 7	3 0	4	2	2	0	0	2
35 Larry Wise	G 31:43	5-11	1-4	4-5	3 3 6	3 12	15	0	0	1	0	12
33 Addison Wallace	15:41	5-10	1-2	0-0	0 2 2	0 1	11	1	1	0	1	-8
24 Cameron Bell	19:54	0-4	0-2	0-0	1 0 1	2 1	0	0	1	2	0	1
1 Jesse Iweze	10:05	2-3	1-1	0-0	3 2 5	2 2	5	1	1	1	1	0
12 Dain Williams	09:03	0-0	0-0	0-0	2 1 3	1 0	0	0	0	0	2	0
25 Austin Shelley	05:13	1-2	1-2	1-1	0 1 1	2 2	4	0	1	0	0	8
Team					0 2 2		0					
Totals	26:72	8-27	9-14	18-22	40	17	14	69	7	11	6	5

Technical Fouls: NONE

DC	WT
Biggest lead 5 (1 <sup>st</sup> 12:46)	9 (1 <sup>st</sup> 6:53)
Best Scoring Run 11 (2 <sup>nd</sup> 14:19)	12 (1 <sup>st</sup> 8:32)
Lead Changes 10	
Times Tied 5	
Time with Lead 07:18	28:50

Points from Turnovers	DC	WT
1st	16	16
2nd	22	22
3rd	31	37
4th	38	37
5th	38	69



Official Basketball Box Score - Final  
Colorado Mesa at Daemen  
10/30/21 First United Bank Center, Canyon  
2021-22 Men's Basketball

Game Time: 6:30 PM  
Game Duration: 1:54  
Attendance: 196

Officials: Nick Awood, Demond Thomas, John Jenkins

Colorado Mesa - 76

Record: 1-1

NO. Name	Min	FG	3P	FT	Rebounds	Fouls	TP	AS	TO	ST	Blocks	+/-
M-A	M-A	M-A	M-A	OR DR TOT	PF FD						BS BA	
1 Christopher Speller	G 27:46	3-7	0-0	4-4	2 1 3	2 3	10	1	5	1	0	1
2 Reece Johnson	G 31:05	2-7	0-3	0-2	2 2 4	1 2	4	0	1	0	0	1
4 Mac Rinker	G 22:56	8-11	0-0	1-3	1 2 3	3 4	17	0	2	1	3	14
20 Georgie Dancer	G 23:00	1-3	0-1	1-1	0 1 1	4 2	3	2	3	1	0	11
31 Jared Small	G 24:04	2-6	1-2	2-2	0 3 3	4 2	7	1	1	1	0	2
22 Trevor Baskin	12:17	7-7	2-2	1-1	2 1 3	2 3	17	0	3	0	0	10
0 Blaise Threatt	26:40	4-10	0-1	6-8	2 7 9	1 4	14	3	1	2	0	5
3 Isaac Jessup	14:00	1-4	0-3	0-0	0 2 2	2 0	2	0	1	0	0	8
11 Owen Koonce	17:49	1-4	0-1	0-0	0 3 3	2 0	2	1	1	2	1	0
50 Eric Pollert	00:23	0-0	0-0	0-0	0 0 0	0 0	0	0	0	0	0	0
Team					3 5 8		0					
Totals	29:59	3-13	15-21	12-27	39	21	20	76	8	18	8	4

Technical Fouls: NONE

Daemen - 65

Record: 1-1

NO. Name	Min	FG	3P	FT	Rebounds	Fouls	TP	AS	TO	ST	Blocks	+/-
M-A	M-A	M-A	M-A	OR DR TOT	PF FD						BS BA	
22 Andrew Sischo	C 18:38	3-7	0-0	3-5	0 7 7	3 6	9	0	2	0	0	-12
2 Sean Fasoyiro	G 34:00	6-11	1-1	2-2	5 4 9	3 2	15	1	4	3	0	1
4 Kyle Harris	G 19:17	1-8	0-4	0-0	2 2 4	2 1	2	1	3	1	1	-1
5 Ryan Salzberg	G 27:55	3-8	1-3	2-3	0 1 1	1 1	4	9	3	0	0	-4
15 Andrew Mason	G 25:00	3-8	2-5	0-0	1 2 3	2 1	8	1	1	1	0	-9
25 Ryan Bradley	21:55	1-3	0-0	0-0	0 2 2	3 0	2	1	0	1	1	0
13 Nick MacDonald	21:21	2-5	1-3	4-4	0 2 2	1 3	9	1	3	1	0	-8
33 Joey Atkins	11:33	0-1	0-0	5-6	1 2 3	2 2	5	0	2	2	0	2
23 Justin Hemphill	05:36	0-0	0-0	0-0	0 1 1	1 1	0	1	1	1	0	-3
11 Justin Johnson	12:05	2-3	1-2	1-1	0 0 0	0 0	1	6	0	1	0	-7
12 Patrick Higgins	01:17	0-1	0-0	0-0	0 0 0	0 0	0	0	0	0	0	1
45 Justin Poumpey	01:17	0-0	0-0	0-0	0 0 0	0 0	0	0	0	0	0	1
50 Tony Arnold	00:06	0-0	0-0	0-0	0 0 0	0 0	0	0	0	0	0	0
Team					1 1 2		0					
Totals	21:57	6-18	17-21	11-23	34	20	21	65	8	19	11	5

Technical Fouls: NONE

CMU	DC
Biggest lead 14 (2 <sup>nd</sup> 1:56)	9 (2 <sup>nd</sup> 17:43)
Best Scoring Run 10 (2 <sup>nd</sup> 13:26)	8 (2 <sup>nd</sup> 17:43)
Lead Changes 7	
Times Tied 3	
Time with Lead 26:08	12:54

Points from Turnovers	CMU	DC
1st	21	20
2nd	48	26
3rd	8	9
4th	14	7
5th	35	22

Period by Period Scoring	1st	2nd	TOT
CMU	35	41	76
DC	39	26	65



Official Basketball Box Score - Final  
Daemen at Mercyhurst  
11/18/21 Mercyhurst Athletic Center, Erie  
2021-22 Men's Basketball

Game Time: 7:00 PM  
Game Duration: 1:46  
Attendance: 743

Officials:

Daemen - 63

Record: 1-3

NO. Name	Min	FG	3P	FT	Rebounds	Fouls	TP	AS	TO	ST	Blocks	+/-
----------	-----	----	----	----	----------	-------	----	----	----	----	--------	-----

## 2021-22 BOX SCORES

Daemen (2-3 (1-0)) -vs- Staten Island (0-4 (0-1))  
11/23/21 at Staten Island, N.Y. (Sports & Rec Cntr.)

Date: 11/23/21	Score By Period	1	2	Total
Time: 7:30 PM	Daemen	47	33	80
Attendance: 137	Staten Island	32	29	61
Site: Staten Island, N.Y. (Sports & Rec Cntr.)				

## Daemen 80

#	Player	GS	MIN	FG	3PT	FT	ORB-DRB	REB	PF	A	TO	BLK	STL	PTS
22	Sischo, Andrew	*	32	10-15	1-1	3-3	7-4	11	2	0	3	1	0	24
25	Bradley, Ryan	*	23	7-11	0-0	1-3	2-7	9	1	0	1	2	2	15
05	Salzberg, Ryan	*	34	3-7	2-5	0-0	0-2	2	1	2	1	0	1	8
02	Fasoyiro, Sean	*	27	2-9	1-4	2-2	1-1	2	2	1	4	1	0	7
04	Harris, Kyle	*	27	2-6	2-5	0-0	0-3	3	3	5	0	0	0	6
13	MacDonald, Nick	*	21	2-7	2-6	3-3	1-2	3	0	3	1	0	1	9
33	Atkins, Joey	*	10	3-3	0-0	1-2	2-0	2	2	0	3	0	0	7
30	Veiga, Zecaree	*	1	1-1	1-1	0-0	0-0	0	0	0	0	0	0	3
23	Hemphill, Justin	*	6	0-1	0-0	1-2	0-3	3	2	0	1	0	0	1
10	Book, Trevor	*	7	0-2	0-1	0-0	1-2	3	0	0	0	0	0	0
11	Johnson, Justin	*	7	0-0	0-0	0-0	0-0	0	0	0	0	0	0	0
15	Mason, Andrew	*	1	0-0	0-0	0-0	0-0	0	0	0	0	0	0	0
21	Olorio, Sayeed	*	1	0-0	0-0	0-0	0-0	0	0	0	0	0	0	0
24	Basden, Ziv	*	1	0-0	0-0	0-0	0-0	0	0	0	1	0	0	0
45	Poumpey, Justin	*	1	0-1	0-0	0-0	0-1	1	0	0	0	0	0	0
50	Arnold, Tony	*	1	0-0	0-0	0-0	0-0	0	0	0	0	0	0	1
TM TEAM			0	0-0	0-0	0-0	2-3	5	0	0	1	0	0	0
Totals			200	30-63	9-23	11-15	16-28	44	12	14	13	3	8	80

Team Summary	FG	3PT	FT
First Half	18-33 54.55 %	5-12 41.67 %	6-6 100.00 %
Second Half	12-30 40.00 %	4-11 36.36 %	5-9 55.56 %
Total	30-63 47.6 %	9-23 39.1 %	11-15 73.3 %

Technical Fouls: none Second Chance Points: 21 Scores Tied: 0 times(s) Points in the Paint: 40 Fast Break Points: 10  
Lead Changed: 0 times(s) Points off Turnovers: 14 Bench Points: 20 Largest Lead: 27 2nd-10:16

## Staten Island 61

#	Player	GS	MIN	FG	3PT	FT	ORB-DRB	REB	PF	A	TO	BLK	STL	PTS
05	Mick, Austin	*	34	6-11	3-6	0-0	1-4	5	0	0	3	0	2	15
23	Mallory, Messiah	*	37	3-9	0-1	0-0	1-2	3	4	5	0	1	1	6
50	Vargas, Josh	*	13	2-4	0-0	0-0	0-1	1	0	0	1	0	0	4
12	Waterman, Bryce	*	31	1-8	1-8	0-0	1-0	1	1	3	0	0	0	3
0	Velasquez, Chris	*	23	1-5	1-5	0-0	0-1	1	2	0	2	0	0	3
34	Ashley, Michael	*	23	6-8	1-1	4-4	1-5	6	3	1	2	0	1	17
02	Dylan Butler, Max	*	19	2-5	1-1	1-1	0-1	1	2	3	2	0	0	6
10	Armas, Luis	*	15	1-4	1-4	1-3	1-3	4	1	0	1	0	0	4
03	Gomez, Bryan	*	3	1-1	0-0	1-2	0-0	0	0	0	0	0	1	3
21	Daddio, Patrick	*	2	0-0	0-0	0-0	0-1	1	0	0	1	0	0	0
TM TEAM			0	0-0	0-0	0-0	0-2	2	0	0	2	0	0	0
Totals			200	23-55	8-28	7-10	5-20	25	19	12	14	1	5	61

Team Summary	FG	3PT	FT
First Half	13-28 46.43 %	5-12 41.67 %	1-3 33.33 %
Second Half	10-27 37.04 %	3-14 21.43 %	6-7 85.71 %
Total	23-55 41.8 %	8-26 30.8 %	7-10 70.0 %

Technical Fouls: none Second Chance Points: 5 Scores Tied: 2 times(s) Points in the Paint: 18 Fast Break Points: 0  
Lead Changed: 0 times(s) Points off Turnovers: 7 Bench Points: 30 Largest Lead: 0 0

Daemen (3-4) -vs- West Liberty (5-1)  
11/29/21 at West Liberty, W.Va. (ASRC)

Date: 11/29/21	Score By Period	1	2	Total
Time: 5:30 PM	Daemen	36	25	61
Attendance: 430	West Liberty	29	34	63
Site: West Liberty, W.Va. (ASRC)				
Referee: Joshua White, Adam Flora, Joe Strnadak				
Notes: West Liberty is ranked No. 7 in the NAIA D-II Top 25				
West Liberty is ranked No. 4 in the CSIDIA Top 25				

## Daemen 61

#	Player	GS	MIN	FG	3PT	FT	ORB-DRB	REB	PF	A	TO	BLK	STL	PTS
22	Sischo, Andrew	*	36	9-15	0-0	3-6	5-8	13	4	0	6	2	2	21
15	Mason, Andrew	*	36	5-11	3-6	0-0	1-8	9	0	0	2	0	2	13
02	Fasoyiro, Sean	*	30	4-11	1-1	0-0	0-0	0	3	0	4	0	2	9
04	Harris, Kyle	*	32	3-7	2-5	0-0	0-4	4	4	1	1	0	0	8
05	Salzberg, Ryan	*	34	3-7	1-3	0-0	0-2	2	1	4	0	0	2	7
13	MacDonald, Nick	*	16	1-3	0-1	0-1	1-1	2	3	1	4	0	0	2
23	Hemphill, Justin	*	4	0-0	0-0	1-2	0-1	1	1	0	0	1	0	1
11	Johnson, Justin	*	6	0-0	0-0	0-0	0-0	0	1	0	1	0	0	0
33	Atkins, Joey	*	4	0-2	0-0	0-0	1-1	2	0	0	1	0	0	0
30	Veiga, Zecaree	*	2	0-0	0-0	0-0	0-1	1	0	0	1	0	0	0
TM TEAM			0	0-0	0-0	0-0	1-4	5	0	0	1	0	0	0
Totals			200	25-56	7-16	4-9	9-30	39	17	6	21	3	8	61

Team Summary	FG	3PT	FT
First Half	14-26 53.85 %	4-6 66.67 %	4-8 50.00 %
Second Half	11-30 36.67 %	3-10 30.00 %	0-1 0.00 %
Total	25-56 44.6 %	7-16 43.8 %	4-9 44.4 %

Technical Fouls: none Second Chance Points: 7 Scores Tied: 0 times(s) Points in the Paint: 28 Fast Break Points: 0  
Lead Changed: 2 times(s) Points off Turnovers: 6 Bench Points: 3 Largest Lead: 11 1st-05:56

## West Liberty 63

#	Player	GS	MIN	FG	3PT	FT	ORB-DRB	REB	PF	A	TO	BLK	STL	PTS
01	McKinney, Malik	*	33	5-7	1-2	5-9	1-2	3	2	1	3	0	1	16
10	Kovacevic, Viktor	*	28	6-12	3-6	1-2	0-3	3	3	2	2	2	1	16
23	Robinson, Pat	*	34	4-16	1-7	1-2	0-2	2	1	5	1	0	3	10
02	Butler, Bryce	*	32	4-6	0-0	2-6	2-4	6	2	3	4	1	1	10
04	Baron, Ben	*	15	2-3	0-0	0-0	0-4	4	1	0	1	0	0	4
13	Moore, Marlon	*	19	3-7	1-2	0-0	4-5	9	4	0	1	3	2	7
11	Montague, Christian	*	25	0-4	0-2	0-0	0-3	3	1	4	1	0	3	0
25	Raslie, Zach	*	6	0-2	0-2	0-0	0-0	0	0	1	0	0	0	0
04	Watson, Elijah	*	2	0-0	0-0	0-0	1-0	1	0	0	1	0	0	0
12	Denbow, Garrett	*	2	0-2	0-2	0-0	0-0	0	0	0	0	0	0	0
14	Webb, Austin	*	2	0-1	0-1	0-0	0-0	0	0	0	0	0	0	0
TM TEAM			0	0-0	0-0	0-0	2-2	4	0	0	0	0	0	0
Totals			200	24-60	6-24	9-19	10-25	35	14	16	14	6	11	63

Team Summary	FG	3PT	FT
First Half	11-30 36.67 %	4-15 26.67 %	3-6 50.00 %
Second Half	13-30 43.33 %	2-9 22.22 %	6-13 46.15 %
Total	24-60 40.0 %	6-24 25.0 %	9-19 47.4 %

Technical Fouls: none Second Chance Points: 14 Scores Tied: 2 times(s) Points in the Paint: 26 Fast Break Points: 0  
Lead Changed: 3 times(s) Points off Turnovers: 26 Bench Points: 7 Largest Lead: 3 1st-16:36



Official Basketball Box Score - Final  
Saint Rose at Daemen  
11/27/21 Lunsden Gymnasium, Amherst, NY  
2021-22 Men's Basketball

Game Time: 12:00 PM  
Game Duration: 1:36

Officials: Mike Pulliam, Eric Walton, Rob Srednick

## Saint Rose - 71

Record: 4-1

Shooting By Period														
NO.	Name	Min	FG	3P	FT	Rebouts	Fouls	TP	AS	TO	ST	BS	+/-	
			M-A	M-A	M-A	OR	DR					BA		
35	Josh McGettigan	F 35:09	3-6	2-5	0-0	0	7	7	3	1	0	0	-7	
44	Kevin Lynch	F 34:43	5-10	2-4	0-0	2	5	7	3	0	12	1	2	1
1	Tray Alexander	G 37:26	0-12	0-8	2-2	2	2	4	3	1	2	7	5	2
2	Adam Anderson	G 30:31	4-13	2-5	6-8	1	4	5	1	4	16	2	0	0
11	Shane O'Dell	G 35:11	11-22	1-6	1-3	4	7	11	1	6	24	2	3	0
12	Keegan Zoller	08:40	2-2	2-2	0-0	0	0	0	0	6	0	0	0	0
15	Manasseh Small	10:03	0-3	0-2	1-2	0	1	1	0	1	0	1	0	-7
21	Carlter Bowman	08:17	1-3	0-0	0-0	0	2	2	1	2	1	0	1	1
Team						2	2	4		0	0			
Totals		26:71	9-32	10-15	11	30	41	13	14	71	14	10	5	3
Dead Ball Rebounds: 3.0														
1st FT% 14-34 41.2%														
2nd FT% 14-16 25.0%														
3rd FT% 3-7 42.9%														
2nd GM FG% 12-37 32.4%														
3PT% 5-16 31.3%														
FT% 7-8 87.5%														
GM FG% 20-71 28.3%														
FT% 16-16 100%														
FT% 26-31 83.9%														

Technical Fouls: NONE

## Daemen - 83

Record: 3-3

No.	Name	Min	FG	3P	FT	Rebounds		Fouls	PF	TP	AS	TO	ST	Blocks		+/-	Shooting By Period		
						OR	DR							BS	BA		1st FG	1st FT	
25	Ryan Bradley	F 12:39	1-6	0-0	0-0	0	2	2	2	0	1	0	0	0	0	-2	1st FG	15-37 40.5%	
22	Andrew Sischo	C 34:41	15-21	1-1	6-10	5	9	14	1	7	37	0	1	0	1	3	14	3PT%	4-12 33.3%
2	Sean Fasoyiro	G 36:37	11-23	1-5	0-1	3	8	11	3	2	23	9	1	4	1	0	18	FT%	5-8 62.5%
4	Kyle Harris	G 31:30	1-6	1-4	0-0	0	4	4	4	0	3	3	1	1	1	0	9	2nd FG	18-32 56.3%
5	Ryan Salzberg	G 29:51	1-3	1-1	0-0	0	3	3	0	0	3	1	0	1	1	0	13	3PT%	2-5 40.0%
13	Nick MacDonald	15:20	3-7	2-5	2-2	1	0	1	1	1	10	3	2	0	0	0	0	FT%	6-11 54.5%
15	Andrew Mason	09:47	FG	0-1	0-0	1	0	1	1	0	0	2	0	0	0	0	0	GM FG	33-69 47.8%
11	Justin Johnson	10:09	0-0	0-0	0-0	0	1	1	0	0	1	0	0	0	0	0	1	3PT%	6-17 35.3%
30	Zecaree Veiga	01:05	0-0	0-0	0-0	0	1	1	1	0	0	0	0	0	0	0	-4	FT%	11-19 57.9%
33	Joey Atkins	18:21	1-2	0-0	3-6	0	5	5	1	3	5	0	1	1	2	0	12	Dead Ball Rebounds: 4.2	
Team						0	1	5	1	0	1								
Totals			33:69	6-17	11-19	10	34	44	15	13	83	19	4	1	2	0	12		



## 2021-22 BOX SCORES



Official Basketball Box Score - Final  
**Roberts Wesleyan at Daemen**  
12/08/21 Lumsden Gymnasium, Amherst  
2021-22 Men's Basketball

Game Time: 7:30 PM  
Game Duration: 1:51

Officials: Phil Slack, Todd Fettes, Peter Eberz

Roberts Wesleyan - 72

Record: 2-4 (0-1)

NO.	Name	Min	FG	3P	FT	Rebounds	Fouls	TP	AS	TO	ST	Blocks	BS	BA	+/-
			M-A	M-A	M-A	OR DR TOT	PF FD								
12	Ja'Kair Sanchez	F 22:32	1-4	0-1	1-2	0 3 3	1 1 3	0	3	0	0	0	1	-11	
22	Fope Okuyiga	F 23:01	5-9	2-5	3-5	1 2 3	5 5 15	0	1	3	0	0	0	-5	
0	Amari Lee	G 30:02	4-10	2-5	4-5	1 4 5	4 3 14	0	1	0	0	0	0	-5	
3	Shane Fanning	G 31:06	2-8	1-4	1-2	0 0 0	3 1 6	1	1	4	0	0	0	-8	
5	Rian Carter	G 26:14	3-10	0-5	4-6	4 5 9	1 4 10	3	0	2	0	1	-6		
2	Eric Lewis	12:28	2-2	0-0	0-0	1 3 4	3 0 4	1	1	0	0	0	-1		
4	Abou Gbame	21:19	6-14	1-4	1-2	3 1 4	2 2 14	0	4	2	0	0	2		
24	Kevon Wright	12:57	1-3	1-1	1-2	0 0 0	0 1 4	0	0	1	0	0	0		
10	Maurice McKinney	13:28	1-3	0-2	0-0	1 0 1	2 0 2	1	1	1	0	0	-3		
20	Eimantas Gudkovas	04:43	0-1	0-1	0-0	0 0 0	0 0 0	0	0	0	0	0	-8		
Team						1 3 4		0		0					
Totals			25-64	7-28	15-24	12 21 33	21 17 72		6	12	13	0	2	-9	

Technical Fouls: NONE

Shooting By Period		
1st FG%	10-29	34.5%
3PT%	5-15	33.3%
FT%	4-8	50%
2nd FG%	15-35	42.9%
3PT%	2-13	15.4%
FT%	11-16	68.8%
GM FG%	25-64	39.1%
3PT%	7-28	25.0%
FT%	15-24	62.5%
Dead Ball Rebounds: 6, 0		

Daemen - 81

Record: 4-5 (2-0)

NO.	Name	Min	FG	3P	FT	Rebounds	Fouls	TP	AS	TO	ST	Blocks	BS	BA	+/-
			M-A	M-A	M-A	OR DR TOT	PF FD								
22	Andrew Sischo	C 36:39	14-18	0-0	3-6	8 7 15	3 5 31	3	2	0	0	0	0	12	
2	Sean Fasoyiro	G 34:08	4-7	2-4	4-4	3 6 9	4 4 14	3	4	1	1	0	0	18	
4	Kyle Harris	G 24:45	3-8	3-8	0-0	0 2 2	5 1 9	2	3	1	0	0	-2		
11	Justin Johnson	G 29:05	1-5	0-1	3-4	0 1 1	1 2 5	4	2	1	1	0	12		
15	Andrew Mason	G 35:21	4-10	4-8	2-2	0 5 5	2 3 14	2	2	1	0	0	17		
12	Patrick Higgins	10:44	1-3	0-2	0-0	0 0 0	0 2 2	1	2	0	0	0	-1		
13	Nick MacDonald	16:54	0-3	0-2	0-0	0 3 3	0 0 0	2	3	0	0	0	8		
30	Zecaree Veiga	04:28	0-2	0-2	0-0	0 2 2	1 1 0	0	0	0	0	0	-6		
25	Ryan Bradley	03:10	1-2	0-0	2-2	1 0 1	0 1 4	0	0	0	0	0	-1		
33	Joey Atkins	04:01	0-0	0-0	2-4	0 1 1	1 2 2	0	0	0	0	0	-4		
10	Trevor Book	00:11	0-0	0-0	0-0	0 0 0	0 0 0	0	0	0	0	0	-2		
24	Ziv Basden	00:11	0-0	0-0	0-0	0 0 0	0 0 0	0	0	0	0	0	-2		
45	Justin Pompey	00:11	0-0	0-0	0-0	0 0 0	0 0 0	0	0	0	0	0	-2		
50	Tony Arnold	00:11	0-0	0-0	0-0	0 0 0	0 0 0	0	0	0	0	0	-2		
21	Sayed Osorio	00:01	0-0	0-0	0-0	0 0 0	0 0 0	0	0	0	0	0	0		
Team						1 1 2		0		0					
Totals			28-58	9-27	16-22	13 28 41	17 21 81	17	18	4	2	0	9		

Technical Fouls: NONE

RWC		DAE		Points from		RWC		DAE		Period by Period Scoring		
Biggest lead	0 (1st 20:00)	16 (2nd 5:12)	Turnovers	19	18	1st	2nd	TOT				
Best Scoring Run	6 (2nd 2:53)	8 (1st 6:55)	Paint	34	32	RWC	29	43	72			
Lead Changes	0		Second Chance	16	14	DAE	39	42	81			
Times Tied	1		Fast Breaks	9	11							
Time with Lead	00:00	38:49	Bench	24	8							



Official Basketball Box Score - Final  
**Bridgeport at Daemen**  
12/12/21 Lumsden Gymnasium, Amherst, NY  
2021-22 Men's Basketball

Game Time: 1:00 PM  
Game Duration: 1:28  
Attendance: 310

Officials: Rob Snedden, John Garbinski, Dennis Harnett

Bridgeport - 59

Record: 3-7 (1-1)

NO.	Name	Min	FG	3P	FT	Rebounds	Fouls	TP	AS	TO	ST	Blocks	BS	BA	+/-
			M-A	M-A	M-A	OR DR TOT	PF FD								
5	Malcom Moye	F 27:07	6-14	0-1	0-0	3 1 4	1 2 12	0	0	0	1	1	-11		
55	Mason Williams	F 29:08	0-8	0-8	0-0	4 3 7	0 1 0	2	0	0	1	0	-9		
22	Nemanja Zubac	C 31:01	1-5	0-2	0-0	1 6 7	4 1 2	4	1	2	1	0	-5		
2	Tim Dawson	G 37:52	9-23	2-10	3-6	3 6 9	2 4 23	3	2	1	0	0	-10		
11	Ryo Kobayashi	G 24:23	1-8	1-3	2-2	1 5 6	2 0 5	1	2	0	0	2	-19		
1	Taj Chiles	23:58	2-8	1-3	1-2	0 1 1	0 2 6	1	2	3	0	3	-7		
4	D'Andre Collins	19:12	4-6	1-1	1-3	2 3 5	0 1 10	0	0	0	0	0	1		
13	Ali Sumareh	03:03	0-1	0-0	1-2	1 0 1	0 1 1	0	1	0	0	1	-1		
44	Denzel Luna	01:38	0-0	0-0	0-0	0 0 0	0 0 0	0	0	0	0	0	-2		
3	Tyler McNeil	02:38	0-0	0-0	0-0	0 0 0	0 0 0	0	0	0	0	0	3		
Team						1 0 1		0		0					
Totals			23-73	5-28	8-15	16 25 41	9 12 59	11	8	6	3	7	-12		

Technical Fouls: NONE

Shooting By Period		
1st FG%	14-36	38.9%
3PT%	3-10	30.0%
FT%	2-6	33.3%
2nd FG%	9-37	24.3%
3PT%	2-18	11.1%
FT%	6-9	66.7%
GM FG%	23-73	31.5%
3PT%	5-28	17.9%
FT%	8-15	53.3%
Dead Ball Rebounds: 3, 1		

Daemen - 71

Record: 5-5 (3-0)

NO.	Name	Min	FG	3P	FT	Rebounds	Fouls	TP	AS	TO	ST	Blocks	BS	BA	+/-
			M-A	M-A	M-A	OR DR TOT	PF FD								
22	Andrew Sischo	C 36:23	6-12	0-1	0-1	5 7 12	3 3 12	0	1	0	1	0	12		
2	Sean Fasoyiro	G 25:09	6-7	0-0	0-0	1 3 4	3 0 12	2	5	0	2	0	0		
4	Kyle Harris	G 32:50	5-13	4-10	2-2	0 12 12	2 1 16	3	2	0	0	1	11		
5	Ryan Salzberg	G 23:14	0-4	0-2	0-0	0 0 0	1 0 0	2	2	0	0	0	9		
15	Andrew Mason	G 28:22	6-13	3-9	0-0	0 7 7	0 0 15	6	0	1	0	1	9		
11	Justin Johnson	16:46	2-6	2-4	0-0	2 3 5	1 3 6	1	2	0	1	0	3		
13	Nick MacDonald	19:00	2-5	1-4	3-3	0 2 2	1 2 8	0	2	0	1	0	12		
25	Ryan Bradley	12:12	1-4	0-1	0-0	4 3 7	0 0 0	2	3	1	0	1	1		
30	Zecaree Veiga	03:03	0-1	0-0	0-0	1 1 1	1 0 0	1	0	0	0	0	2		
33	Joey Atkins	03:01	0-0	0-0	0-0	0 0 0	0 0 0	0	0	1	0	0	0		
Team						0 0 0		0		0					
Totals			28-65	10-31	5-6	12 38 50	13 9 71	18	16	1	7	3	12		

Technical Fouls: Coach 2nd 19:32

BPORT		DAEMEN		Points from		BPORT		DAEMEN		Period by Period Scoring		
Biggest lead	5 (2nd 13:04)	14 (2nd 0:34)	Turnovers	15	12	1st	2nd	TOT				
Best Scoring Run	8 (1st 4:32)	16 (2nd 0:47)	Paint	22	30	BPORT	33	26	59			
Lead Changes	2		Second Chance	16	6	DAEMEN	37	34	71			
Times Tied	4		Fast Breaks	13	24							
Time with Lead	07:36	28:11	Bench	17	16							





**2021-22 Daemen Men's Basketball  
Individual Game-by-Game  
All games**

Page 1/17  
as of Dec 17, 2021

**#2 FASOYIRO, Sean**

Opponent	Date	GS	MIN	Total		3-Pointers		Free throws		Rebounds				PF	A	TO	BLK	STL	PTS	AVG
				FG-FGA	PCT	3FG-3FGA	PCT	FT-FTA	PCT	OFF	DEF	TOT	AVG							
vs MSU Moorhead	10/29/2021	*	27:05	1-4	.250	0-0	.000	6-6	1.000	1	2	3	3.0	1	2	1	0	0	8	8.0
vs Colorado Mesa	10/30/2021	*	33:60	6-11	.545	1-1	1.000	2-2	1.000	5	4	9	6.0	3	1	4	0	3	15	11.5
at West Tex. A&M	10/31/2021	*	33:44	4-12	.333	1-5	.200	6-9	.667	1	4	5	5.7	3	3	2	2	0	15	12.7
at Mercyhurst	11/18/2021	*	25:49	4-7	.571	0-0	.000	5-6	.833	0	4	4	5.3	4	2	4	0	0	13	12.8
at Staten Island	11/23/2021	*	27:00	2-9	.222	1-4	.250	2-2	1.000	1	1	2	4.6	1	4	1	0	1	7	11.6
Saint Rose	11/27/2021	*	36:37	11-23	.478	1-5	.200	0-1	.000	3	8	11	5.7	3	9	1	1	4	23	13.5
at West Liberty	11/29/2021	*	30:00	4-11	.364	1-1	1.000	0-0	.000	0	0	0	4.9	3	0	4	0	2	9	12.9
at Le Moyne	12/06/2021	*	33:58	6-13	.462	1-1	1.000	3-4	.750	4	3	7	5.1	2	2	3	0	4	16	13.3
Roberts Wesleyan	12/08/2021	*	34:08	4-7	.571	2-4	.500	4-4	1.000	3	6	9	5.6	4	3	4	1	1	14	13.3
Bridgeport	12/12/2021	*	25:09	6-7	.857	0-0	.000	0-0	.000	1	3	4	5.4	3	2	5	2	0	12	13.2
<b>Totals</b>		<b>10</b>	<b>307:31</b>	<b>48-104</b>	<b>.462</b>	<b>8-21</b>	<b>.381</b>	<b>28-34</b>	<b>.824</b>	<b>19</b>	<b>35</b>	<b>54</b>	<b>5.4</b>	<b>27</b>	<b>28</b>	<b>29</b>	<b>6</b>	<b>15</b>	<b>132</b>	<b>13.2</b>

**Player Averages**

Games Played	Minutes/game	Points/game	FG Pct	3FG Pct	FT Pct	Rebounds/game	Assists/game	Turnovers/game	Assist/Turnover ratio	Steals/game	Blocks/game
10	30.8	13.2	46.2	38.1	82.4	5.4	2.8	2.9	1.0	1.5	0.6





**2021-22 Daemen Men's Basketball**  
**Individual Game-by-Game**  
**All games**

Page 2/17  
as of Dec 17, 2021

**#4 HARRIS, Kyle**

Opponent	Date	GS	MIN	Total		3-Pointers		Free throws		Rebounds				PF	A	TO	BLK	STL	PTS	AVG
				FG-FGA	PCT	3FG-3FGA	PCT	FT-FTA	PCT	OFF	DEF	TOT	AVG							
vs MSU Moorhead	10/29/2021	*	12:10	0-5	.000	0-2	.000	0-0	.000	1	0	1	1.0	1	0	2	0	0	0	0.0
vs Colorado Mesa	10/30/2021	*	19:17	1-8	.125	0-4	.000	0-0	.000	2	2	4	2.5	2	1	3	1	1	2	1.0
at West Tex. A&M	10/31/2021	*	23:30	1-6	.167	1-3	.333	0-0	.000	0	3	3	2.7	1	1	1	1	2	3	1.7
at Mercyhurst	11/18/2021	*	32:43	1-7	.143	1-4	.250	2-2	1.000	0	4	4	3.0	0	4	2	0	0	5	2.5
at Staten Island	11/23/2021	*	27:00	2-6	.333	2-5	.400	0-0	.000	0	3	3	3.0	3	5	0	0	0	6	3.2
Saint Rose	11/27/2021	*	31:30	1-6	.167	1-4	.250	0-0	.000	0	4	4	3.2	4	3	1	1	1	3	3.2
at West Liberty	11/29/2021	*	32:00	3-7	.429	2-5	.400	0-0	.000	0	4	4	3.3	4	1	1	0	0	8	3.9
at Le Moyne	12/06/2021	*	27:53	2-8	.250	2-5	.400	2-2	1.000	0	3	3	3.3	5	6	3	1	0	8	4.4
Roberts Wesleyan	12/08/2021	*	24:45	3-8	.375	3-8	.375	0-0	.000	0	2	2	3.1	5	2	3	0	1	9	4.9
Bridgeport	12/12/2021	*	32:50	5-13	.385	4-10	.400	2-2	1.000	0	12	12	4.0	2	3	2	1	0	16	6.0
<b>Totals</b>		<b>10</b>	<b>263:39</b>	<b>19-74</b>	<b>.257</b>	<b>16-50</b>	<b>.320</b>	<b>6-6</b>	<b>1.000</b>	<b>3</b>	<b>37</b>	<b>40</b>	<b>4.0</b>	<b>27</b>	<b>26</b>	<b>18</b>	<b>5</b>	<b>5</b>	<b>60</b>	<b>6.0</b>

**Player Averages**

Games Played	Minutes/game	Points/game	FG Pct	3FG Pct	FT Pct	Rebounds/game	Assists/game	Turnovers/game	Assist/Turnover ratio	Steals/game	Blocks/game
10	26.4	6.0	25.7	32.0	100.0	4.0	2.6	1.8	1.4	0.5	0.5



**2021-22 Daemen Men's Basketball**  
**Individual Game-by-Game**  
**All games**

Page 3/17  
as of Dec 17, 2021

**#5 SALZBERG, Ryan**

Opponent	Date	GS	MIN	Total		3-Pointers		Free throws		Rebounds				PF	A	TO	BLK	STL	PTS	AVG
				FG-FGA	PCT	3FG-3FGA	PCT	FT-FTA	PCT	OFF	DEF	TOT	AVG							
vs MSU Moorhead	10/29/2021	*	33:11	4-5	.800	1-1	1.000	0-1	.000	0	1	1	1.0	3	2	3	0	3	9	9.0
vs Colorado Mesa	10/30/2021	*	27:55	3-8	.375	1-3	.333	2-3	.667	1	0	1	1.0	3	3	0	0	0	9	9.0
at West Tex. A&M	10/31/2021	*	34:39	2-5	.400	1-3	.333	0-0	.000	0	1	1	1.0	0	2	1	0	1	5	7.7
at Staten Island	11/23/2021	*	34:00	3-7	.429	2-5	.400	0-0	.000	0	2	2	1.3	1	2	1	0	1	8	7.8
Saint Rose	11/27/2021	*	29:51	1-3	.333	1-1	1.000	0-0	.000	0	3	3	1.6	0	1	0	1	1	3	6.8
at West Liberty	11/29/2021	*	34:00	3-7	.429	1-3	.333	0-0	.000	0	2	2	1.7	1	4	0	0	2	7	6.8
at Le Moyne	12/06/2021	*	31:17	1-8	.125	1-6	.167	0-0	.000	0	0	0	1.4	1	2	1	0	1	3	6.3
Bridgeport	12/12/2021	*	23:14	0-4	.000	0-2	.000	0-0	.000	0	0	0	1.3	1	2	2	0	0	0	5.5
<b>Totals</b>		<b>8</b>	<b>248:07</b>	<b>17-47</b>	<b>.362</b>	<b>8-24</b>	<b>.333</b>	<b>2-4</b>	<b>.500</b>	<b>1</b>	<b>9</b>	<b>10</b>	<b>1.3</b>	<b>10</b>	<b>18</b>	<b>8</b>	<b>1</b>	<b>9</b>	<b>44</b>	<b>5.5</b>

**Player Averages**

Games Played	Minutes/ game	Points/ game	FG Pct	3FG Pct	FT Pct	Rebounds/ game	Assists/ game	Turnovers/ game	Assist/Turnover ratio	Steals/ game	Blocks/ game
8	31.0	5.5	36.2	33.3	50.0	1.3	2.3	1.0	2.3	1.1	0.1



2021-22 Daemen Men's Basketball  
Individual Game-by-Game  
All games

Page 4/17  
as of Dec 17, 2021

#10 BOOK, Trevor

Opponent	Date	GS	MIN	Total		3-Pointers		Free throws		Rebounds											
				FG-FGA	PCT	3FG-3FGA	PCT	FT-FTA	PCT	OFF	DEF	TOT	AVG	PF	A	TO	BLK	STL	PTS	AVG	
at Mercyhurst	11/18/2021		09:33	1-1	1.000	0-0	.000	1-2	.500	1	1	2	2.0	0	0	1	0	0	3	3.0	
at Staten Island	11/23/2021		07:00	0-2	.000	0-1	.000	0-0	.000	1	2	3	2.5	0	0	0	0	0	0	1.5	
Roberts Wesleyan	12/08/2021		00:11	0-0	.000	0-0	.000	0-0	.000	0	0	0	1.7	0	0	0	0	0	0	1.0	
Totals		0	16:44	1-3	.333	0-1	.000	1-2	.500	2	3	5	1.7	0	0	1	0	0	3	1.0	

Player Averages

Games Played	Minutes/ game	Points/ game	FG Pct	3FG Pct	FT Pct	Rebounds/ game	Assists/ game	Turnovers/ game	Assist/Turnover ratio	Steals/ game	Blocks/ game
3	5.6	1.0	33.3	0.0	50.0	1.7	0.0	0.3	0.0	0.0	0.0



**2021-22 Daemen Men's Basketball**  
**Individual Game-by-Game**  
**All games**

Page 5/17  
as of Dec 17, 2021

**#11 JOHNSON, Juston**

Opponent	Date	GS	MIN	Total		3-Pointers		Free throws		Rebounds				PF	A	TO	BLK	STL	PTS	AVG
				FG-FGA	PCT	3FG-3FGA	PCT	FT-FTA	PCT	OFF	DEF	TOT	AVG							
vs MSU Moorhead	10/29/2021		06:49	0-0	.000	0-0	.000	0-0	.000	0	0	0	0.0	1	0	0	0	0	0	0.0
vs Colorado Mesa	10/30/2021		12:05	2-3	.667	1-2	.500	1-1	1.000	0	0	0	0.0	0	0	1	0	1	6	3.0
at West Tex. A&M	10/31/2021		05:21	0-0	.000	0-0	.000	0-0	.000	0	0	0	0.0	2	0	0	0	0	0	2.0
at Mercyhurst	11/18/2021		16:19	1-3	.333	0-1	.000	0-0	.000	0	1	1	0.3	0	1	3	0	0	2	2.0
at Staten Island	11/23/2021		07:00	0-0	.000	0-0	.000	0-0	.000	0	0	0	0.2	0	0	0	0	0	0	1.6
Saint Rose	11/27/2021		10:09	0-0	.000	0-0	.000	0-0	.000	0	1	1	0.3	0	1	0	0	0	0	1.3
at West Liberty	11/29/2021		06:00	0-0	.000	0-0	.000	0-0	.000	0	0	0	0.3	1	0	1	0	0	0	1.1
at Le Moyne	12/06/2021		08:43	1-1	1.000	1-1	1.000	0-0	.000	0	1	1	0.4	1	2	2	0	1	3	1.4
Roberts Wesleyan	12/08/2021	*	29:05	1-5	.200	0-1	.000	3-4	.750	0	1	1	0.4	1	4	2	1	1	5	1.8
Bridgeport	12/12/2021		16:46	2-6	.333	2-4	.500	0-0	.000	2	3	5	0.9	1	1	2	1	0	6	2.2
<b>Totals</b>		<b>1</b>	<b>118:17</b>	<b>7-18</b>	<b>.389</b>	<b>4-9</b>	<b>.444</b>	<b>4-5</b>	<b>.800</b>	<b>2</b>	<b>7</b>	<b>9</b>	<b>0.9</b>	<b>7</b>	<b>9</b>	<b>11</b>	<b>2</b>	<b>3</b>	<b>22</b>	<b>2.2</b>

**Player Averages**

Games Played	Minutes/game	Points/game	FG Pct	3FG Pct	FT Pct	Rebounds/game	Assists/game	Turnovers/game	Assist/Turnover ratio	Steals/game	Blocks/game
10	11.8	2.2	38.9	44.4	80.0	0.9	0.9	1.1	0.8	0.3	0.2





2021-22 Daemen Men's Basketball  
Individual Game-by-Game  
All games

Page 6/17  
as of Dec 17, 2021

#12 HIGGINS, Patrick

Opponent	Date	GS	MIN	Total		3-Pointers		Free throws		Rebounds											
				FG-FGA	PCT	3FG-3FGA	PCT	FT-FTA	PCT	OFF	DEF	TOT	AVG	PF	A	TO	BLK	STL	PTS	AVG	
vs Colorado Mesa	10/30/2021		01:17	0-1	.000	0-0	.000	0-0	.000	0	0	0	0.0	0	0	0	0	0	0	0.0	
Roberts Wesleyan	12/08/2021		10:44	1-3	.333	0-2	.000	0-0	.000	0	0	0	0.0	0	1	2	0	0	2	1.0	
Totals		0	12:01	1-4	.250	0-2	.000	0-0	.000	0	0	0	0.0	0	1	2	0	0	2	1.0	

Player Averages

Games Played	Minutes/ game	Points/ game	FG Pct	3FG Pct	FT Pct	Rebounds/ game	Assists/ game	Turnovers/ game	Assist/Turnover ratio	Steals/ game	Blocks/ game
2	6.0	1.0	25.0	0.0	0.0	0.0	0.5	1.0	0.5	0.0	0.0



**2021-22 Daemen Men's Basketball  
Individual Game-by-Game  
All games**

Page 7/17  
as of Dec 17, 2021

**#13 MACDONALD, Nick**

Opponent	Date	GS	MIN	Total		3-Pointers		Free throws		Rebounds				PF	A	TO	BLK	STL	PTS	AVG
				FG-FGA	PCT	3FG-3FGA	PCT	FT-FTA	PCT	OFF	DEF	TOT	AVG							
vs MSU Moorhead	10/29/2021		27:50	5-9	.556	4-6	.667	3-4	.750	1	2	3	3.0	0	3	1	0	2	17	17.0
vs Colorado Mesa	10/30/2021		21:21	2-5	.400	1-3	.333	4-4	1.000	0	2	2	2.5	1	1	3	0	1	9	13.0
at West Tex. A&M	10/31/2021		18:44	1-5	.200	1-4	.250	0-0	.000	0	1	1	2.0	1	0	3	0	1	3	9.7
at Mercyhurst	11/18/2021	*	31:21	0-3	.000	0-2	.000	0-0	.000	0	1	1	1.8	1	0	3	0	1	0	7.3
at Staten Island	11/23/2021		21:00	2-7	.286	2-6	.333	3-3	1.000	1	2	3	2.0	0	3	1	0	1	9	7.6
Saint Rose	11/27/2021		15:20	3-7	.429	2-5	.400	2-2	1.000	1	0	1	1.8	1	3	2	0	0	10	8.0
at West Liberty	11/29/2021		16:00	1-3	.333	0-1	.000	0-1	.000	1	1	2	1.9	3	1	4	0	0	2	7.1
at Le Moyne	12/06/2021		17:30	1-4	.250	1-4	.250	0-0	.000	0	2	2	1.9	0	4	1	0	0	3	6.6
Roberts Wesleyan	12/08/2021		16:54	0-3	.000	0-2	.000	0-0	.000	0	3	3	2.0	0	2	3	0	0	0	5.9
Bridgeport	12/12/2021		19:00	2-5	.400	1-4	.250	3-3	1.000	0	2	2	2.0	1	0	2	1	0	8	6.1
<b>Totals</b>		<b>1</b>	<b>204:59</b>	<b>17-51</b>	<b>.333</b>	<b>12-37</b>	<b>.324</b>	<b>15-17</b>	<b>.882</b>	<b>4</b>	<b>16</b>	<b>20</b>	<b>2.0</b>	<b>8</b>	<b>17</b>	<b>23</b>	<b>1</b>	<b>6</b>	<b>61</b>	<b>6.1</b>

**Player Averages**

Games Played	Minutes/ game	Points/ game	FG Pct	3FG Pct	FT Pct	Rebounds/ game	Assists/ game	Turnovers/ game	Assist/Turnover ratio	Steals/ game	Blocks/ game
10	20.5	6.1	33.3	32.4	88.2	2.0	1.7	2.3	0.7	0.6	0.1



**2021-22 Daemen Men's Basketball  
Individual Game-by-Game  
All games**

Page 8/17  
as of Dec 17, 2021

**#15 MASON, Andrew**

Opponent	Date	GS	MIN	Total		3-Pointers		Free throws		Rebounds				PF	A	TO	BLK	STL	PTS	AVG
				FG-FGA	PCT	3FG-3FGA	PCT	FT-FTA	PCT	OFF	DEF	TOT	AVG							
vs MSU Moorhead	10/29/2021	*	24:46	3-4	.750	3-3	1.000	1-2	.500	1	1	2	2.0	1	1	2	0	1	10	10.0
vs Colorado Mesa	10/30/2021	*	25:00	3-8	.375	2-5	.400	0-0	.000	1	2	3	2.5	2	1	1	0	1	8	9.0
at West Tex. A&M	10/31/2021	*	28:32	5-8	.625	4-6	.667	0-1	.000	0	2	2	2.3	1	3	3	0	0	14	10.7
Saint Rose	11/27/2021		09:47	0-1	.000	0-1	.000	0-0	.000	1	0	1	2.0	1	2	0	0	0	0	8.0
at West Liberty	11/29/2021	*	36:00	5-11	.455	3-6	.500	0-0	.000	1	8	9	3.4	0	0	2	0	2	13	9.0
at Le Moyne	12/06/2021	*	28:15	4-8	.500	2-6	.333	0-0	.000	0	1	1	3.0	2	0	1	0	1	10	9.2
Roberts Wesleyan	12/08/2021	*	35:21	4-10	.400	4-8	.500	2-2	1.000	0	5	5	3.3	2	2	2	0	1	14	9.9
Bridgeport	12/12/2021	*	28:22	6-13	.462	3-9	.333	0-0	.000	0	7	7	3.8	0	6	0	0	1	15	10.5
<b>Totals</b>		<b>7</b>	<b>216:03</b>	<b>30-63</b>	<b>.476</b>	<b>21-44</b>	<b>.477</b>	<b>3-5</b>	<b>.600</b>	<b>4</b>	<b>26</b>	<b>30</b>	<b>3.8</b>	<b>9</b>	<b>15</b>	<b>11</b>	<b>0</b>	<b>7</b>	<b>84</b>	<b>10.5</b>

**Player Averages**

Games Played	Minutes/ game	Points/ game	FG Pct	3FG Pct	FT Pct	Rebounds/ game	Assists/ game	Turnovers/ game	Assist/Turnover ratio	Steals/ game	Blocks/ game
8	27.0	10.5	47.6	47.7	60.0	3.8	1.9	1.4	1.4	0.9	0.0



2021-22 Daemen Men's Basketball  
Individual Game-by-Game  
All games

Page 9/17  
as of Dec 17, 2021

#21 OSORIO, Sayeed

Opponent	Date	GS	MIN	Total		3-Pointers		Free throws		Rebounds				PF	A	TO	BLK	STL	PTS	AVG
				FG-FGA	PCT	3FG-3FGA	PCT	FT-FTA	PCT	OFF	DEF	TOT	AVG							
at Staten Island	11/23/2021		01:00	0-0	.000	0-0	.000	0-0	.000	0	0	0	0.0	0	0	0	0	0	0	0.0
Roberts Wesleyan	12/08/2021		00:01	0-0	.000	0-0	.000	0-0	.000	0	0	0	0.0	0	0	0	0	0	0	0.0
Totals		0	01:01	0-0	.000	0-0	.000	0-0	.000	0	0	0	0.0	0	0	0	0	0	0	0.0

Player Averages

Games Played	Minutes/game	Points/game	FG Pct	3FG Pct	FT Pct	Rebounds/game	Assists/game	Turnovers/game	Assist/Turnover ratio	Steals/game	Blocks/game
2	0.5	0.0	0.0	0.0	0.0	0.0	0.0	0.0	0.0	0.0	0.0





**2021-22 Daemen Men's Basketball  
Individual Game-by-Game  
All games**

Page 10/17  
as of Dec 17, 2021

**#22 SISCHO, Andrew**

Opponent	Date	GS	MIN	Total		3-Pointers		Free throws		Rebounds				PF	A	TO	BLK	STL	PTS	AVG
				FG-FGA	PCT	3FG-3FGA	PCT	FT-FTA	PCT	OFF	DEF	TOT	AVG							
vs MSU Moorhead	10/29/2021	*	34:30	6-15	.400	1-2	.500	3-6	.500	2	13	15	15.0	2	0	3	1	1	16	16.0
vs Colorado Mesa	10/30/2021	*	18:38	3-7	.429	0-0	.000	3-5	.600	0	7	7	11.0	3	0	2	0	0	9	12.5
at West Tex. A&M	10/31/2021	*	33:59	9-13	.692	0-1	.000	0-0	.000	5	10	15	12.3	4	0	3	1	0	18	14.3
at Mercyhurst	11/18/2021	*	32:47	12-16	.750	0-0	.000	4-5	.800	5	8	13	12.5	3	0	3	0	0	28	17.8
at Staten Island	11/23/2021	*	33:00	10-15	.667	1-1	1.000	3-3	1.000	7	4	11	12.2	2	0	3	1	0	24	19.0
Saint Rose	11/27/2021	*	34:41	15-21	.714	1-1	1.000	6-10	.600	5	9	14	12.5	1	0	1	1	0	37	22.0
at West Liberty	11/29/2021	*	36:00	9-15	.600	0-0	.000	3-6	.500	5	8	13	12.6	4	0	6	2	2	21	21.9
at Le Moyne	12/06/2021	*	38:02	11-22	.500	0-1	.000	6-6	1.000	8	10	18	13.3	1	2	1	0	0	28	22.6
Roberts Wesleyan	12/08/2021	*	36:39	14-18	.778	0-0	.000	3-6	.500	8	7	15	13.4	3	3	2	0	0	31	23.6
Bridgeport	12/12/2021	*	36:23	6-12	.500	0-1	.000	0-1	.000	5	7	12	13.3	3	0	1	1	0	12	22.4
<b>Totals</b>		<b>10</b>	<b>334:39</b>	<b>95-154</b>	<b>.617</b>	<b>3-7</b>	<b>.429</b>	<b>31-48</b>	<b>.646</b>	<b>50</b>	<b>83</b>	<b>133</b>	<b>13.3</b>	<b>26</b>	<b>5</b>	<b>25</b>	<b>7</b>	<b>3</b>	<b>224</b>	<b>22.4</b>

**Player Averages**

Games Played	Minutes/game	Points/game	FG Pct	3FG Pct	FT Pct	Rebounds/game	Assists/game	Turnovers/game	Assist/Turnover ratio	Steals/game	Blocks/game
10	33.5	22.4	61.7	42.9	64.6	13.3	0.5	2.5	0.2	0.3	0.7



2021-22 Daemen Men's Basketball  
Individual Game-by-Game  
All games

Page 11/17  
as of Dec 17, 2021

#23 HEMPHILL, Justin

Opponent	Date	GS	MIN	Total		3-Pointers		Free throws		Rebounds											
				FG-FGA	PCT	3FG-3FGA	PCT	FT-FTA	PCT	OFF	DEF	TOT	AVG	PF	A	TO	BLK	STL	PTS	AVG	
vs MSU Moorhead	10/29/2021		05:12	0-0	.000	0-0	.000	0-0	.000	0	1	1	1.0	2	1	2	0	0	0	0.0	
vs Colorado Mesa	10/30/2021		05:36	0-2	.000	0-0	.000	0-0	.000	0	1	1	1.0	1	1	1	1	1	0	0.0	
at West Tex. A&M	10/31/2021		05:59	0-0	.000	0-0	.000	0-0	.000	0	1	1	1.0	1	0	1	0	0	0	0.0	
at Mercyhurst	11/18/2021		07:13	1-1	1.000	0-0	.000	0-0	.000	0	0	0	0.8	0	0	1	1	0	2	0.5	
at Staten Island	11/23/2021		06:00	0-1	.000	0-0	.000	1-2	.500	0	3	3	1.2	2	0	1	0	0	1	0.6	
at West Liberty	11/29/2021		04:00	0-0	.000	0-0	.000	1-2	.500	0	1	1	1.2	1	0	0	1	0	1	0.7	
Totals		0	33:60	1-4	.250	0-0	.000	2-4	.500	0	7	7	1.2	7	2	6	3	1	4	0.7	

Player Averages

Games Played	Minutes/game	Points/game	FG Pct	3FG Pct	FT Pct	Rebounds/game	Assists/game	Turnovers/game	Assist/Turnover ratio	Steals/game	Blocks/game
6	5.7	0.7	25.0	0.0	50.0	1.2	0.3	1.0	0.3	0.2	0.5



2021-22 Daemen Men's Basketball  
Individual Game-by-Game  
All games

Page 12/17  
as of Dec 17, 2021

#24 BASDEN, Ziv

Opponent	Date	GS	MIN	Total		3-Pointers		Free throws		Rebounds				PF	A	TO	BLK	STL	PTS	AVG
				FG-FGA	PCT	3FG-3FGA	PCT	FT-FTA	PCT	OFF	DEF	TOT	AVG							
at Staten Island	11/23/2021		01:00	0-0	.000	0-0	.000	0-0	.000	0	0	0	0.0	0	0	1	0	0	0	0.0
Roberts Wesleyan	12/08/2021		00:11	0-0	.000	0-0	.000	0-0	.000	0	0	0	0.0	0	0	0	0	0	0	0.0
<b>Totals</b>		<b>0</b>	<b>01:11</b>	<b>0-0</b>	<b>.000</b>	<b>0-0</b>	<b>.000</b>	<b>0-0</b>	<b>.000</b>	<b>0</b>	<b>0</b>	<b>0</b>	<b>0.0</b>	<b>0</b>	<b>0</b>	<b>1</b>	<b>0</b>	<b>0</b>	<b>0</b>	<b>0.0</b>

Player Averages

Games Played	Minutes/game	Points/game	FG Pct	3FG Pct	FT Pct	Rebounds/game	Assists/game	Turnovers/game	Assist/Turnover ratio	Steals/game	Blocks/game
2	0.6	0.0	0.0	0.0	0.0	0.0	0.0	0.5	0.0	0.0	0.0



**2021-22 Daemen Men's Basketball  
Individual Game-by-Game  
All games**

Page 13/17  
as of Dec 17, 2021

**#25 BRADLEY, Ryan**

Opponent	Date	GS	MIN	Total		3-Pointers		Free throws		Rebounds				PF	A	TO	BLK	STL	PTS	AVG
				FG-FGA	PCT	3FG-3FGA	PCT	FT-FTA	PCT	OFF	DEF	TOT	AVG							
vs MSU Moorhead	10/29/2021		14:38	1-4	.250	0-0	.000	0-0	.000	0	4	4	4.0	1	2	0	0	0	2	2.0
vs Colorado Mesa	10/30/2021		21:55	1-3	.333	0-0	.000	0-0	.000	0	2	2	3.0	3	0	1	1	1	2	2.0
at West Tex. A&M	10/31/2021		11:26	2-3	.667	0-1	.000	4-4	1.000	1	4	5	3.7	0	0	0	0	0	8	4.0
at Mercyhurst	11/18/2021	*	29:54	4-10	.400	1-1	1.000	0-0	.000	2	5	7	4.5	4	2	4	0	0	9	5.3
at Staten Island	11/23/2021	*	23:00	7-11	.636	0-0	.000	1-3	.333	2	7	9	5.4	1	0	1	2	2	15	7.2
Saint Rose	11/27/2021	*	12:39	1-6	.167	0-0	.000	0-0	.000	0	2	2	4.8	2	0	1	0	0	2	6.3
Roberts Wesleyan	12/08/2021		03:10	1-2	.500	0-0	.000	2-2	1.000	1	0	1	4.3	0	0	0	0	0	4	6.0
Bridgeport	12/12/2021		12:12	1-4	.250	0-1	.000	0-0	.000	4	3	7	4.6	0	3	1	1	0	2	5.5
<b>Totals</b>		<b>3</b>	<b>128:54</b>	<b>18-43</b>	<b>.419</b>	<b>1-3</b>	<b>.333</b>	<b>7-9</b>	<b>.778</b>	<b>10</b>	<b>27</b>	<b>37</b>	<b>4.6</b>	<b>11</b>	<b>7</b>	<b>8</b>	<b>4</b>	<b>3</b>	<b>44</b>	<b>5.5</b>

**Player Averages**

Games Played	Minutes/game	Points/game	FG Pct	3FG Pct	FT Pct	Rebounds/game	Assists/game	Turnovers/game	Assist/Turnover ratio	Steals/game	Blocks/game
8	16.1	5.5	41.9	33.3	77.8	4.6	0.9	1.0	0.9	0.4	0.5





2021-22 Daemen Men's Basketball  
Individual Game-by-Game  
All games

Page 14/17  
as of Dec 17, 2021

#30 VEIGA, Zecaree

Opponent	Date	GS	MIN	Total		3-Pointers		Free throws		Rebounds												
				FG-FGA	PCT	3FG-3FGA	PCT	FT-FTA	PCT	OFF	DEF	TOT	AVG	PF	A	TO	BLK	STL	PTS	AVG		
at Staten Island	11/23/2021		01:00	1-1	1.000	1-1	1.000	0-0	.000	0	0	0	0.0	0	0	0	0	0	0	3	3.0	
Saint Rose	11/27/2021		01:05	0-0	.000	0-0	.000	0-0	.000	0	1	1	0.5	1	0	0	0	0	0	0	1.5	
at West Liberty	11/29/2021		02:00	0-0	.000	0-0	.000	0-0	.000	0	1	1	0.7	0	0	1	0	0	0	0	1.0	
at Le Moyne	12/06/2021		10:56	3-5	.600	0-1	.000	0-0	.000	1	0	1	0.8	0	0	0	1	0	6	2.3		
Roberts Wesleyan	12/08/2021		04:28	0-2	.000	0-2	.000	0-0	.000	0	2	2	1.0	1	0	0	0	0	0	1.8		
Bridgeport	12/12/2021		03:03	0-1	.000	0-0	.000	0-0	.000	0	1	1	1.0	1	1	0	0	0	0	1.5		
Totals		0	22:32	4-9	.444	1-4	.250	0-0	.000	1	5	6	1.0	3	1	1	1	0	9	1.5		

Player Averages

Games Played	Minutes/game	Points/game	FG Pct	3FG Pct	FT Pct	Rebounds/game	Assists/game	Turnovers/game	Assist/Turnover ratio	Steals/game	Blocks/game
6	3.8	1.5	44.4	25.0	0.0	1.0	0.2	0.2	1.0	0.0	0.2



2021-22 Daemen Men's Basketball  
Individual Game-by-Game  
All games

Page 15/17  
as of Dec 17, 2021

#33 ATKINS, Joey

Opponent	Date	GS	MIN	Total		3-Pointers		Free throws		Rebounds				PF	A	TO	BLK	STL	PTS	AVG
				FG-FGA	PCT	3FG-3FGA	PCT	FT-FTA	PCT	OFF	DEF	TOT	AVG							
vs MSU Moorhead	10/29/2021		13:48	1-1	1.000	0-0	.000	3-4	.750	0	3	3	3.0	1	0	1	0	0	5	5.0
vs Colorado Mesa	10/30/2021		11:33	0-1	.000	0-0	.000	5-6	.833	1	2	3	3.0	2	0	2	2	2	5	5.0
at West Tex. A&M	10/31/2021		04:06	0-1	.000	0-0	.000	0-0	.000	0	0	0	2.0	1	0	1	1	0	0	3.3
at Mercyhurst	11/18/2021		12:56	0-3	.000	0-0	.000	1-2	.500	1	2	3	2.3	0	1	1	1	0	1	2.8
at Staten Island	11/23/2021		10:00	3-3	1.000	0-0	.000	1-2	.500	2	0	2	2.2	2	0	3	0	2	7	3.6
Saint Rose	11/27/2021		18:21	1-2	.500	0-0	.000	3-6	.500	0	5	5	2.7	1	0	1	2	1	5	3.8
at West Liberty	11/29/2021		04:00	0-2	.000	0-0	.000	0-0	.000	1	1	2	2.6	0	0	1	0	0	0	3.3
at Le Moyne	12/06/2021		03:26	0-1	.000	0-0	.000	0-0	.000	1	1	2	2.5	1	0	3	1	0	0	2.9
Roberts Wesleyan	12/08/2021		04:02	0-0	.000	0-0	.000	2-4	.500	0	1	1	2.3	1	0	0	0	0	2	2.8
Bridgeport	12/12/2021		03:01	0-0	.000	0-0	.000	0-0	.000	0	0	0	2.1	0	0	1	0	0	0	2.5
<b>Totals</b>		<b>0</b>	<b>85:13</b>	<b>5-14</b>	<b>.357</b>	<b>0-0</b>	<b>.000</b>	<b>15-24</b>	<b>.625</b>	<b>6</b>	<b>15</b>	<b>21</b>	<b>2.1</b>	<b>9</b>	<b>1</b>	<b>14</b>	<b>7</b>	<b>5</b>	<b>25</b>	<b>2.5</b>

Player Averages

Games Played	Minutes/ game	Points/ game	FG Pct	3FG Pct	FT Pct	Rebounds/ game	Assists/ game	Turnovers/ game	Assist/Turnover ratio	Steals/ game	Blocks/ game
10	8.5	2.5	35.7	0.0	62.5	2.1	0.1	1.4	0.1	0.5	0.7



2021-22 Daemen Men's Basketball  
Individual Game-by-Game  
All games

Page 16/17  
as of Dec 17, 2021

#45 POUMPEY, Justin

Opponent	Date	GS	MIN	Total		3-Pointers		Free throws		Rebounds				PF	A	TO	BLK	STL	PTS	AVG
				FG-FGA	PCT	3FG-3FGA	PCT	FT-FTA	PCT	OFF	DEF	TOT	AVG							
vs Colorado Mesa	10/30/2021		01:17	0-0	.000	0-0	.000	0-0	.000	0	0	0	0.0	0	0	0	0	0	0	0.0
at Mercyhurst	11/18/2021		01:25	0-0	.000	0-0	.000	0-0	.000	0	0	0	0.0	0	0	0	0	0	0	0.0
at Staten Island	11/23/2021		01:00	0-1	.000	0-0	.000	0-0	.000	0	1	1	0.3	0	0	0	0	0	0	0.0
Roberts Wesleyan	12/08/2021		00:11	0-0	.000	0-0	.000	0-0	.000	0	0	0	0.3	0	0	0	0	0	0	0.0
<b>Totals</b>		<b>0</b>	<b>03:53</b>	<b>0-1</b>	<b>.000</b>	<b>0-0</b>	<b>.000</b>	<b>0-0</b>	<b>.000</b>	<b>0</b>	<b>1</b>	<b>1</b>	<b>0.3</b>	<b>0</b>	<b>0</b>	<b>0</b>	<b>0</b>	<b>0</b>	<b>0</b>	<b>0.0</b>

Player Averages

Games Played	Minutes/ game	Points/ game	FG Pct	3FG Pct	FT Pct	Rebounds/ game	Assists/ game	Turnovers/ game	Assist/Turnover ratio	Steals/ game	Blocks/ game
4	1.0	0.0	0.0	0.0	0.0	0.3	0.0	0.0	0.0	0.0	0.0



2021-22 Daemen Men's Basketball  
Individual Game-by-Game  
All games

Page 17/17  
as of Dec 17, 2021

#50 ARNOLD, Tony

Opponent	Date	GS	MIN	Total		3-Pointers		Free throws		Rebounds										
				FG-FGA	PCT	3FG-3FGA	PCT	FT-FTA	PCT	OFF	DEF	TOT	AVG	PF	A	TO	BLK	STL	PTS	AVG
vs Colorado Mesa	10/30/2021		00:06	0-0	.000	0-0	.000	0-0	.000	0	0	0	0.0	0	0	0	0	0	0	0.0
at Staten Island	11/23/2021		01:00	0-0	.000	0-0	.000	0-0	.000	0	0	0	0.0	0	0	0	0	1	0	0.0
Roberts Wesleyan	12/08/2021		00:11	0-0	.000	0-0	.000	0-0	.000	0	0	0	0.0	0	0	0	0	0	0	0.0
Totals		0	01:18	0-0	.000	0-0	.000	0-0	.000	0	0	0	0.0	0	0	0	0	1	0	0.0

Player Averages

Games Played	Minutes/ game	Points/ game	FG Pct	3FG Pct	FT Pct	Rebounds/ game	Assists/ game	Turnovers/ game	Assist/Turnover ratio	Steals/ game	Blocks/ game
3	0.4	0.0	0.0	0.0	0.0	0.0	0.0	0.0	0.0	0.3	0.0





# 2021-22 Daemen Men's Basketball Combined Team Statistics All games

Page 1/1  
as of Dec 17, 2021

## Game Records

Record	Overall	Home	Away	Neutral
ALL GAMES	5-5	3-0	1-4	1-1
CONFERENCE	3-0	2-0	1-0	0-0
NON-CONFERENCE	2-5	1-0	0-4	1-1

## Score by Periods

Team	1st	2nd	OT	TOT
Daemen	377	337	0	714
Opponents	343	360	0	703

## Team Box Score

No.	Player				Total		3-Point		F-Throw		Rebounds													
		GP-GS	MIN	AVG	FG-FGA	FG%	3FG-3FGA	3FG%	FT-FTA	FT%	OFF	DEF	TOT	AVG	PF	DQ	A	TO	BLK	STL	PTS	AVG		
22	SISCHO, Andrew	10-10	334:39	33.5	95-154	.617	3-7	.429	31-48	.646	50	83	133	13.3	26	0	5	25	7	3	224	22.4		
2	FASOYIRO, Sean	10-10	307:31	30.8	48-104	.462	8-21	.381	28-34	.824	19	35	54	5.4	27	0	28	29	6	15	132	13.2		
15	MASON, Andrew	8-7	216:03	27.0	30-63	.476	21-44	.477	3-5	.600	4	26	30	3.8	9	0	15	11	0	7	84	10.5		
13	MACDONALD, Nick	10-1	204:59	20.5	17-51	.333	12-37	.324	15-17	.882	4	16	20	2.0	8	0	17	23	1	6	61	6.1		
4	HARRIS, Kyle	10-10	263:39	26.4	19-74	.257	16-50	.320	6-6	1.000	3	37	40	4.0	27	2	26	18	5	5	60	6.0		
25	BRADLEY, Ryan	8-3	128:54	16.1	18-43	.419	1-3	.333	7-9	.778	10	27	37	4.6	11	0	7	8	4	3	44	5.5		
5	SALZBERG, Ryan	8-8	248:07	31.0	17-47	.362	8-24	.333	2-4	.500	1	9	10	1.3	10	0	18	8	1	9	44	5.5		
33	ATKINS, Joey	10-0	85:13	8.5	5-14	.357	0-0	.000	15-24	.625	6	15	21	2.1	9	0	1	14	7	5	25	2.5		
11	JOHNSON, Juston	10-1	118:17	11.8	7-18	.389	4-9	.444	4-5	.800	2	7	9	0.9	7	0	9	11	2	3	22	2.2		
30	VEIGA, Zecaree	6-0	22:32	3.8	4-9	.444	1-4	.250	0-0	.000	1	5	6	1.0	3	0	1	1	1	0	9	1.5		
12	HIGGINS, Patrick	2-0	12:01	6.0	1-4	.250	0-2	.000	0-0	.000	0	0	0	0.0	0	0	1	2	0	0	2	1.0		
10	BOOK, Trevor	3-0	16:44	5.6	1-3	.333	0-1	.000	1-2	.500	2	3	5	1.7	0	0	0	1	0	0	3	1.0		
23	HEMPHILL, Justin	6-0	33:60	5.7	1-4	.250	0-0	.000	2-4	.500	0	7	7	1.2	7	0	2	6	3	1	4	0.7		
24	BASDEN, Ziv	2-0	01:11	0.6	0-0	.000	0-0	.000	0-0	.000	0	0	0	0.0	0	0	0	1	0	0	0	0.0		
50	ARNOLD, Tony	3-0	01:18	0.4	0-0	.000	0-0	.000	0-0	.000	0	0	0	0.0	0	0	0	0	0	1	0	0.0		
21	OSORIO, Sayeed	2-0	01:01	0.5	0-0	.000	0-0	.000	0-0	.000	0	0	0	0.0	0	0	0	0	0	0	0	0.0		
45	POUMPEY, Justin	4-0	03:53	1.0	0-1	.000	0-0	.000	0-0	.000	0	1	1	0.3	0	0	0	0	0	0	0	0.0		
Team											10	15	25					8						
Total		10	2000		263-589	.447	74-202	.366	114-158	.722	112	286	398	39.8	144	2	130	166	37	58	714	71.4		
Opponents		10	2000		266-648	.410	65-252	.258	106-162	.654	120	235	355	35.5	158	2	117	120	33	79	703	70.3		

## Team Statistics

	DAEMEN	OPP
<b>Scoring</b>	<b>714</b>	<b>703</b>
Points per game	71.4	70.3
Scoring margin	+1.1	-
<b>Field goals-att</b>	<b>263-589</b>	<b>266-648</b>
Field goal pct	.447	.410
<b>3 point fg-att</b>	<b>74-202</b>	<b>65-252</b>
3-point FG pct	.366	.258
3-pt FG made per game	7.4	6.5
<b>Free throws-att</b>	<b>114-158</b>	<b>106-162</b>
Free throw pct	.722	.654
F-Throws made per game	11.4	10.6
<b>Rebounds</b>	<b>398</b>	<b>355</b>
Rebounds per game	39.8	35.5
Rebounding margin	+4.3	-
<b>Assists</b>	<b>130</b>	<b>117</b>
Assists per game	13.0	11.7
<b>Turnovers</b>	<b>166</b>	<b>120</b>
Turnovers per game	16.6	12.0
Turnover margin	-4.6	-
Assist/turnover ratio	0.8	1.0
<b>Steals</b>	<b>58</b>	<b>79</b>
Steals per game	5.8	7.9
<b>Blocks</b>	<b>37</b>	<b>33</b>
Blocks per game	3.7	3.3
<b>Winning streak</b>	<b>2</b>	<b>-</b>
Home win streak	3	-
<b>Attendance</b>	<b>310</b>	<b>2354</b>
Home games-Avg/Game	3-103	5-471
Neutral site-Avg/Game	-	2-155

## Team Results

Date	Opponent		Score	Att.
10/29/2021	vs MSU Moorhead	W	67-63	113
10/30/2021	vs Colorado Mesa	L	65-76	196
10/31/2021	at West Tex. A&M	L	66-69	651
11/18/2021	at Mercyhurst	L	63-85	743
11/23/2021	at Staten Island	W	80-61	137
11/27/2021	Saint Rose	W	83-71	0
11/29/2021	at West Liberty	L	61-63	439
12/06/2021	at Le Moyne	L	77-84	384
12/08/2021	Roberts Wesleyan	W	81-72	0
12/12/2021	Bridgeport	W	71-59	310



**2021-22 Daemen Men's Basketball  
Season/Career Statistics  
All games**

Page 1/2  
as of Dec 17, 2021

**Summary**

Player	Season Statistics										Career Statistics									
	GP-GS	MIN/G	FG%	3FG%	FT%	R/G	A/G	STL	BLK	PTS/G	GP-GS	MIN/G	FG%	3FG%	FT%	R/G	A/G	STL	BLK	PTS/G
ARNOLD, Tony	3-0	0.4	.000	.000	.000	0.0	0.0	1	0	0.0	8-0	3.3	.000	.000	.500	0.5	0.6	2	0	0.1
ATKINS, Joey	10-0	8.5	.357	.000	.625	2.1	0.1	5	7	2.5	10-0	8.5	.357	.000	.625	2.1	0.1	5	7	2.5
BASDEN, Ziv	2-0	0.6	.000	.000	.000	0.0	0.0	0	0	0.0	48-0	3.2	.614	.000	.500	1.0	0.1	4	1	1.3
BOOK, Trevor	3-0	5.6	.333	.000	.500	1.7	0.0	0	0	1.0	23-0	5.6	.500	.400	.750	1.1	0.3	5	1	2.3
BRADLEY, Ryan	8-3	16.1	.419	.333	.778	4.6	0.9	3	4	5.5	29-3	10.8	.427	.133	.647	2.5	0.6	11	13	3.1
FASOYIRO, Sean	10-10	30.8	.462	.381	.824	5.4	2.8	15	6	13.2	26-26	32.4	.467	.356	.786	6.4	3.5	38	15	13.7
HARRIS, Kyle	10-10	26.4	.257	.320	1.000	4.0	2.6	5	5	6.0	58-33	23.2	.380	.369	.882	3.3	1.8	19	12	6.9
HEMPHILL, Justin	6-0	5.7	.250	.000	.500	1.2	0.3	1	3	0.7	12-1	9.4	.455	.000	.636	1.7	0.6	6	9	2.3
HIGGINS, Patrick	2-0	6.0	.250	.000	.000	0.0	0.5	0	0	1.0	2-0	6.0	.250	.000	.000	0.0	0.5	0	0	1.0
JOHNSON, Juston	10-1	11.8	.389	.444	.800	0.9	0.9	3	2	2.2	24-7	14.9	.368	.393	.765	1.0	1.4	15	3	2.8
MACDONALD, Nick	10-1	20.5	.333	.324	.882	2.0	1.7	6	1	6.1	10-1	20.5	.333	.324	.882	2.0	1.7	6	1	6.1
MASON, Andrew	8-7	27.0	.476	.477	.600	3.8	1.9	7	0	10.5	24-23	31.5	.525	.484	.766	5.3	2.8	21	2	11.9
OSORIO, Sayeed	2-0	0.5	.000	.000	.000	0.0	0.0	0	0	0.0	10-0	1.3	.300	.000	.000	0.6	0.0	0	0	0.6
POUMPEY, Justin	4-0	1.0	.000	.000	.000	0.3	0.0	0	0	0.0	4-0	1.0	.000	.000	.000	0.3	0.0	0	0	0.0
SALZBERG, Ryan	8-8	31.0	.362	.333	.500	1.3	2.3	9	1	5.5	47-20	17.3	.416	.367	.710	1.3	1.3	21	3	4.5
SISCHO, Andrew	10-10	33.5	.617	.429	.646	13.3	0.5	3	7	22.4	114-98	30.3	.608	.338	.704	10.8	1.2	72	111	21.5
VEIGA, Zecaree	6-0	3.8	.444	.250	.000	1.0	0.2	0	1	1.5	6-0	3.8	.444	.250	.000	1.0	0.2	0	1	1.5

**Scoring**

Player	Season Statistics								Career Statistics							
	FG-FGA	FG%	3FG-3FGA	3FG%	FT-FTA	FT%	PTS	PTS/G	FG-FGA	FG%	3FG-3FGA	3FG%	FT-FTA	FT%	PTS	PTS/G
ARNOLD, Tony	0-0	.000	0-0	.000	0-0	.000	0	0.0	0-6	.000	0-0	.000	1-2	.500	1	0.1
ATKINS, Joey	5-14	.357	0-0	.000	15-24	.625	25	2.5	5-14	.357	0-0	.000	15-24	.625	25	2.5
BASDEN, Ziv	0-0	.000	0-0	.000	0-0	.000	0	0.0	27-44	.614	0-2	.000	9-18	.500	63	1.3
BOOK, Trevor	1-3	.333	0-1	.000	1-2	.500	3	1.0	19-38	.500	6-15	.400	9-12	.750	53	2.3
BRADLEY, Ryan	18-43	.419	1-3	.333	7-9	.778	44	5.5	38-89	.427	2-15	.133	11-17	.647	89	3.1
FASOYIRO, Sean	48-104	.462	8-21	.381	28-34	.824	132	13.2	121-259	.467	32-90	.356	81-103	.786	355	13.7
HARRIS, Kyle	19-74	.257	16-50	.320	6-6	1.000	60	6.0	136-358	.380	83-225	.369	45-51	.882	400	6.9
HEMPHILL, Justin	1-4	.250	0-0	.000	2-4	.500	4	0.7	10-22	.455	0-0	.000	7-11	.636	27	2.3
HIGGINS, Patrick	1-4	.250	0-2	.000	0-0	.000	2	1.0	1-4	.250	0-2	.000	0-0	.000	2	1.0
JOHNSON, Juston	7-18	.389	4-9	.444	4-5	.800	22	2.2	21-57	.368	11-28	.393	13-17	.765	66	2.8
MACDONALD, Nick	17-51	.333	12-37	.324	15-17	.882	61	6.1	17-51	.333	12-37	.324	15-17	.882	61	6.1
MASON, Andrew	30-63	.476	21-44	.477	3-5	.600	84	10.5	95-181	.525	59-122	.484	36-47	.766	285	11.9
OSORIO, Sayeed	0-0	.000	0-0	.000	0-0	.000	0	0.0	3-10	.300	0-3	.000	0-1	.000	6	0.6
POUMPEY, Justin	0-1	.000	0-0	.000	0-0	.000	0	0.0	0-1	.000	0-0	.000	0-0	.000	0	0.0
SALZBERG, Ryan	17-47	.362	8-24	.333	2-4	.500	44	5.5	74-178	.416	40-109	.367	22-31	.710	210	4.5
SISCHO, Andrew	95-154	.617	3-7	.429	31-48	.646	224	22.4	977-1606	.608	27-80	.338	466-662	.704	2447	21.5
VEIGA, Zecaree	4-9	.444	1-4	.250	0-0	.000	9	1.5	4-9	.444	1-4	.250	0-0	.000	9	1.5



2021-22 Daemen Men's Basketball  
Season/Career Statistics  
All games

Page 2/2  
as of Dec 17, 2021

Totals

Player	Season Statistics								Career Statistics							
	O-REB	D-REB	TOTAL	PF	FO	A	TO	A/TO	O-REB	D-REB	TOTAL	PF	FO	A	TO	A/TO
ARNOLD, Tony	0	0	0	0	0	0	0	0.0	0	4	4	3	0	5	3	1.7
ATKINS, Joey	6	15	21	9	0	1	14	0.1	6	15	21	9	0	1	14	0.1
BASDEN, Ziv	0	0	0	0	0	0	1	0.0	19	29	48	25	1	5	13	0.4
BOOK, Trevor	2	3	5	0	0	0	1	0.0	9	17	26	8	0	8	2	4.0
BRADLEY, Ryan	10	27	37	11	0	7	8	0.9	21	52	73	42	0	17	26	0.7
FASOYIRO, Sean	19	35	54	27	0	28	29	1.0	42	125	167	66	1	91	79	1.2
HARRIS, Kyle	3	37	40	27	2	26	18	1.4	29	163	192	112	3	106	75	1.4
HEMPHILL, Justin	0	7	7	7	0	2	6	0.3	7	13	20	18	0	7	11	0.6
HIGGINS, Patrick	0	0	0	0	0	1	2	0.5	0	0	0	0	0	1	2	0.5
JOHNSON, Juston	2	7	9	7	0	9	11	0.8	5	20	25	33	1	33	33	1.0
MACDONALD, Nick	4	16	20	8	0	17	23	0.7	4	16	20	8	0	17	23	0.7
MASON, Andrew	4	26	30	9	0	15	11	1.4	21	107	128	37	0	67	41	1.6
OSORIO, Sayeed	0	0	0	0	0	0	0	0.0	2	4	6	1	0	0	1	0.0
POUMPEY, Justin	0	1	1	0	0	0	0	0.0	0	1	1	0	0	0	0	0.0
SALZBERG, Ryan	1	9	10	10	0	18	8	2.3	9	52	61	46	0	60	40	1.5
SISCHO, Andrew	50	83	133	26	0	5	25	0.2	454	779	1233	318	3	134	306	0.4
VEIGA, Zecaree	1	5	6	3	0	1	1	1.0	1	5	6	3	0	1	1	1.0



**Daemen Men's Basketball**  
**Individual Career Summaries**  
**All games**

Page 1/11  
as of Dec 17, 2021

**ARNOLD, Tony**

				Field Goals		3-Point		F-Throws		Rebounds									Scoring	
SEASON	TEAM	GP-GS	MIN/AVG	FG-FGA	FG%	3FG-3FGA	3FG%	FT-FTA	FT%	OFF	DEF	TOT	AVG	PF-FO	A	TO	BLK	STL	PTS	AVG
2020-21	Daemen	5-0	25/5.0	0-6	.000	0-0	.000	1-2	.500	0	4	4	0.8	3-0	5	3	0	1	1	0.2
2021-22	Daemen	3-0	1/0.4	0-0	.000	0-0	.000	0-0	.000	0	0	0	0.0	0-0	0	0	0	1	0	0.0
<b>TOTAL</b>		<b>8-0</b>	<b>26/3.3</b>	<b>0-6</b>	<b>.000</b>	<b>0-0</b>	<b>.000</b>	<b>1-2</b>	<b>.500</b>	<b>0</b>	<b>4</b>	<b>4</b>	<b>0.5</b>	<b>3-0</b>	<b>5</b>	<b>3</b>	<b>0</b>	<b>2</b>	<b>1</b>	<b>0.1</b>

**Single Game Highs**

Statistic	Value	
Points	1	vs Gannon 01/29/21
Rebounds	2	vs D'Youville 02/10/21
Assists	2	at Gannon 01/31/21, vs D'Youville 02/10/21
Steals	1	at Roberts Wesleyan 02/11/21, at Staten Island 11/23/21
FG Attempts	2	vs Gannon 01/29/21, at Gannon 01/31/21, vs D'Youville 02/10/21
FT Made	1	vs Gannon 01/29/21
FT Attempts	2	vs Gannon 01/29/21

**ATKINS, Joey**

				Field Goals		3-Point		F-Throws		Rebounds									Scoring	
SEASON	TEAM	GP-GS	MIN/AVG	FG-FGA	FG%	3FG-3FGA	3FG%	FT-FTA	FT%	OFF	DEF	TOT	AVG	PF-FO	A	TO	BLK	STL	PTS	AVG
2018-19	Jeff	15-0	71/4.7	8-21	.381	1-2	.500	5-10	.500	2	8	10	0.7	12-0	0	8	5	4	22	1.5
2021-22	Daemen	10-0	85/8.5	5-14	.357	0-0	.000	15-24	.625	6	15	21	2.1	9-0	1	14	7	5	25	2.5
<b>TOTAL FOR Daemen</b>		<b>10-0</b>	<b>85/8.5</b>	<b>5-14</b>	<b>.357</b>	<b>0-0</b>	<b>.000</b>	<b>15-24</b>	<b>.625</b>	<b>6</b>	<b>15</b>	<b>21</b>	<b>2.1</b>	<b>9-0</b>	<b>1</b>	<b>14</b>	<b>7</b>	<b>5</b>	<b>25</b>	<b>2.5</b>
<b>TOTAL</b>		<b>25-0</b>	<b>156/6.2</b>	<b>13-35</b>	<b>.371</b>	<b>1-2</b>	<b>.500</b>	<b>20-34</b>	<b>.588</b>	<b>8</b>	<b>23</b>	<b>31</b>	<b>1.2</b>	<b>21-0</b>	<b>1</b>	<b>22</b>	<b>12</b>	<b>9</b>	<b>47</b>	<b>1.9</b>

**Single Game Highs**

Statistic	Value	
Points	10	vs Caldwell 01/21/19
Rebounds	5	vs Saint Rose 11/27/21
Assists	1	at Mercyhurst 11/18/21
Steals	2	vs Caldwell 01/21/19, vs Colorado Mesa 10/30/21, at Staten Island 11/23/21
Blocks	2	at Holy Family 03/02/19, vs Colorado Mesa 10/30/21, vs Saint Rose 11/27/21
FG Made	3	vs Caldwell 01/21/19, at Staten Island 11/23/21
FG Attempts	7	vs Caldwell 01/21/19
3FG Made	1	at Nyack 01/26/19
3FG Attempts	1	at Nyack 01/26/19, vs Caldwell 01/21/19
FT Made	5	vs Colorado Mesa 10/30/21
FT Attempts	6	vs Colorado Mesa 10/30/21, vs Saint Rose 11/27/21



**Daemen Men's Basketball  
Individual Career Summaries  
All games**

Page 2/11  
as of Dec 17, 2021

**BASDEN, Ziv**

				Field Goals		3-Point		F-Throws		Rebounds									Scoring	
SEASON	TEAM	GP-GS	MIN/AVG	FG-FGA	FG%	3FG-3FGA	3FG%	FT-FTA	FT%	OFF	DEF	TOT	AVG	PF-FO	A	TO	BLK	STL	PTS	AVG
2018-19	Daemen	16-0	53/3.3	14-18	.778	0-1	.000	6-11	.545	10	14	24	1.5	7-0	1	5	0	2	34	2.1
2019-20	Daemen	14-0	25/1.8	7-11	.636	0-1	.000	0-0	.000	3	3	6	0.4	6-0	2	2	1	0	14	1.0
2020-21	Daemen	16-0	75/4.7	6-15	.400	0-0	.000	3-7	.429	6	12	18	1.1	12-1	2	5	0	2	15	0.9
2021-22	Daemen	2-0	1/0.6	0-0	.000	0-0	.000	0-0	.000	0	0	0	0.0	0-0	0	1	0	0	0	0.0
<b>TOTAL</b>		<b>48-0</b>	<b>154/3.2</b>	<b>27-44</b>	<b>.614</b>	<b>0-2</b>	<b>.000</b>	<b>9-18</b>	<b>.500</b>	<b>19</b>	<b>29</b>	<b>48</b>	<b>1.0</b>	<b>25-1</b>	<b>5</b>	<b>13</b>	<b>1</b>	<b>4</b>	<b>63</b>	<b>1.3</b>

**Single Game Highs**

Statistic	Value	
Points	13	at LIU Post 12/14/18
Rebounds	9	at LIU Post 12/14/18, at D'Youville 02/15/21
Assists	2	at D'Youville 02/15/21
Steals	1	4 times
Blocks	1	vs Roberts Wesleyan 12/07/19
FG Made	5	at LIU Post 12/14/18
FG Attempts	7	at LIU Post 12/14/18
3FG Attempts	1	at LIU Post 12/14/18, at Mercy 12/13/19
FT Made	3	at LIU Post 12/14/18
FT Attempts	4	at LIU Post 12/14/18

**BOOK, Trevor**

				Field Goals		3-Point		F-Throws		Rebounds									Scoring	
SEASON	TEAM	GP-GS	MIN/AVG	FG-FGA	FG%	3FG-3FGA	3FG%	FT-FTA	FT%	OFF	DEF	TOT	AVG	PF-FO	A	TO	BLK	STL	PTS	AVG
2018-19	Daemen	20-0	112/5.6	18-35	.514	6-14	.429	8-10	.800	7	14	21	1.1	8-0	8	1	1	5	50	2.5
2021-22	Daemen	3-0	17/5.6	1-3	.333	0-1	.000	1-2	.500	2	3	5	1.7	0-0	0	1	0	0	3	1.0
<b>TOTAL</b>		<b>23-0</b>	<b>128/5.6</b>	<b>19-38</b>	<b>.500</b>	<b>6-15</b>	<b>.400</b>	<b>9-12</b>	<b>.750</b>	<b>9</b>	<b>17</b>	<b>26</b>	<b>1.1</b>	<b>8-0</b>	<b>8</b>	<b>2</b>	<b>1</b>	<b>5</b>	<b>53</b>	<b>2.3</b>

**Single Game Highs**

Statistic	Value	
Points	13	vs LIU Post 02/15/19
Rebounds	5	at New York Tech 12/16/18
Assists	4	at LIU Post 12/14/18
Steals	2	vs LIU Post 02/15/19
Blocks	1	at LIU Post 12/14/18
FG Made	5	vs LIU Post 02/15/19
FG Attempts	9	vs LIU Post 02/15/19
3FG Made	2	vs LIU Post 02/15/19, vs Dist. Columbia 01/27/19
3FG Attempts	4	vs LIU Post 02/15/19
FT Made	2	at Queens (NY) 02/10/19, vs Lake Erie 11/26/18, at New York Tech 12/16/18
FT Attempts	3	vs Lake Erie 11/26/18





**Daemen Men's Basketball**  
**Individual Career Summaries**  
**All games**

Page 3/11  
as of Dec 17, 2021

**BRADLEY, Ryan**

				Field Goals		3-Point		F-Throws		Rebounds									Scoring	
SEASON	TEAM	GP-GS	MIN/AVG	FG-FGA	FG%	3FG-3FGA	3FG%	FT-FTA	FT%	OFF	DEF	TOT	AVG	PF-FO	A	TO	BLK	STL	PTS	AVG
2018-19	Daemen	1-0	2/2.0	0-0	.000	0-0	.000	0-0	.000	0	0	0	0.0	0-0	0	0	0	0	0	0.0
2019-20	Daemen	20-0	182/9.1	20-46	.435	1-12	.083	4-8	.500	11	25	36	1.8	31-0	10	18	9	8	45	2.3
2021-22	Daemen	8-3	129/16.1	18-43	.419	1-3	.333	7-9	.778	10	27	37	4.6	11-0	7	8	4	3	44	5.5
TOTAL		29-3	313/10.8	38-89	.427	2-15	.133	11-17	.647	21	52	73	2.5	42-0	17	26	13	11	89	3.1

**Single Game Highs**

Statistic	Value	
Points	15	at Staten Island 11/23/21
Rebounds	9	at Staten Island 11/23/21
Assists	3	vs Bridgeport 12/12/21
Steals	2	at Staten Island 11/23/21
Blocks	2	vs West Liberty 11/16/19, vs St. Thomas Aquinas 03/07/20, at Staten Island 11/23/21
FG Made	7	at Staten Island 11/23/21
FG Attempts	11	at Staten Island 11/23/21
3FG Made	1	at Mercy 12/13/19, at Mercyhurst 11/18/21
3FG Attempts	2	4 times
FT Made	4	at West Tex. A&M 10/31/21
FT Attempts	4	at West Tex. A&M 10/31/21



**Daemen Men's Basketball**  
**Individual Career Summaries**  
**All games**

Page 4/11  
as of Dec 17, 2021

**FASOYIRO, Sean**

				Field Goals		3-Point		F-Throws		Rebounds									Scoring	
SEASON	TEAM	GP-GS	MIN/AVG	FG-FGA	FG%	3FG-3FGA	3FG%	FT-FTA	FT%	OFF	DEF	TOT	AVG	PF-FO	A	TO	BLK	STL	PTS	AVG
2017-18	FPU	24-0	197/8.2	19-48	.396	5-22	.227	10-19	.526	10	36	46	1.9	20-0	8	15	3	5	53	2.2
2018-19	FPU	29-7	508/17.5	71-167	.425	18-67	.269	62-82	.756	32	97	129	4.4	56-0	29	42	5	24	222	7.7
2019-20	FPU	28-8	610/21.8	79-173	.457	24-64	.375	37-53	.698	40	99	139	5.0	48-0	35	44	10	20	219	7.8
2020-21	Daemen	16-16	535/33.4	73-155	.471	24-69	.348	53-69	.768	23	90	113	7.1	39-1	63	50	9	23	223	13.9
2021-22	Daemen	10-10	308/30.8	48-104	.462	8-21	.381	28-34	.824	19	35	54	5.4	27-0	28	29	6	15	132	13.2
TOTAL FOR Daemen		26-26	842/32.4	121-259	.467	32-90	.356	81-103	.786	42	125	167	6.4	66-1	91	79	15	38	355	13.7
TOTAL		107-41	2157/20.2	290-647	.448	79-243	.325	190-257	.739	124	357	481	4.5	190-1	163	180	33	87	849	7.9

**Single Game Highs**

Statistic	Value	
Points	31	vs D'Youville 02/24/21
Rebounds	11	5 times
Assists	9	vs Saint Rose 11/27/21
Steals	4	4 times
Blocks	3	vs D'Youville 02/24/21
FG Made	12	vs D'Youville 02/24/21
FG Attempts	23	vs Saint Rose 11/27/21
3FG Made	4	vs D'Youville 02/24/21
3FG Attempts	8	vs D'Youville 02/10/21
FT Made	8	vs Saint Rose 12/08/18, at D'Youville 02/15/21
FT Attempts	9	vs Saint Rose 12/08/18, vs Roberts Wesleyan 02/17/21, at West Tex. A&M 10/31/21



**Daemen Men's Basketball**  
**Individual Career Summaries**  
**All games**

Page 5/11  
as of Dec 17, 2021

**HARRIS, Kyle**

				Field Goals		3-Point		F-Throws		Rebounds									Scoring	
SEASON	TEAM	GP-GS	MIN/AVG	FG-FGA	FG%	3FG-3FGA	3FG%	FT-FTA	FT%	OFF	DEF	TOT	AVG	PF-FO	A	TO	BLK	STL	PTS	AVG
2019-20	Daemen	32-9	567/17.7	49-114	.430	27-71	.380	15-18	.833	13	76	89	2.8	57-1	31	30	5	9	140	4.4
2020-21	Daemen	16-14	518/32.4	68-170	.400	40-104	.385	24-27	.889	13	50	63	3.9	28-0	49	27	2	5	200	12.5
2021-22	Daemen	10-10	264/26.4	19-74	.257	16-50	.320	6-6	1.000	3	37	40	4.0	27-2	26	18	5	5	60	6.0
<b>TOTAL</b>		<b>58-33</b>	<b>1348/23.2</b>	<b>136-358</b>	<b>.380</b>	<b>83-225</b>	<b>.369</b>	<b>45-51</b>	<b>.882</b>	<b>29</b>	<b>163</b>	<b>192</b>	<b>3.3</b>	<b>112-3</b>	<b>106</b>	<b>75</b>	<b>12</b>	<b>19</b>	<b>400</b>	<b>6.9</b>

**Single Game Highs**

Statistic	Value	
Points	22	at D'Youville 02/15/21, vs D'Youville 02/10/21
Rebounds	12	vs Bridgeport 12/12/21
Assists	8	at Roberts Wesleyan 02/08/21
Steals	2	4 times
Blocks	2	vs D'Youville 02/24/21
FG Made	8	at D'Youville 02/15/21
FG Attempts	15	at St. Thomas Aquinas 02/27/21, vs D'Youville 02/10/21, vs St. Thomas Aquinas 03/16/21
3FG Made	6	vs St. Thomas Aquinas 03/16/21
3FG Attempts	10	vs D'Youville 02/10/21, vs St. Thomas Aquinas 03/16/21, vs Bridgeport 12/12/21
FT Made	6	vs Roberts Wesleyan 03/05/21
FT Attempts	6	vs Roberts Wesleyan 03/05/21

**HEMPHILL, Justin**

				Field Goals		3-Point		F-Throws		Rebounds									Scoring	
SEASON	TEAM	GP-GS	MIN/AVG	FG-FGA	FG%	3FG-3FGA	3FG%	FT-FTA	FT%	OFF	DEF	TOT	AVG	PF-FO	A	TO	BLK	STL	PTS	AVG
2020-21	Daemen	6-1	78/13.1	9-18	.500	0-0	.000	5-7	.714	7	6	13	2.2	11-0	5	5	6	5	23	3.8
2021-22	Daemen	6-0	34/5.7	1-4	.250	0-0	.000	2-4	.500	0	7	7	1.2	7-0	2	6	3	1	4	0.7
<b>TOTAL</b>		<b>12-1</b>	<b>112/9.4</b>	<b>10-22</b>	<b>.455</b>	<b>0-0</b>	<b>.000</b>	<b>7-11</b>	<b>.636</b>	<b>7</b>	<b>13</b>	<b>20</b>	<b>1.7</b>	<b>18-0</b>	<b>7</b>	<b>11</b>	<b>9</b>	<b>6</b>	<b>27</b>	<b>2.3</b>

**Single Game Highs**

Statistic	Value	
Points	6	at Gannon 01/31/21, vs D'Youville 02/10/21
Rebounds	4	at D'Youville 02/15/21
Assists	2	at Roberts Wesleyan 02/11/21
Steals	2	at Gannon 01/31/21, at Roberts Wesleyan 02/11/21
Blocks	2	vs Gannon 01/29/21, vs D'Youville 02/10/21
FG Made	2	4 times
FG Attempts	5	at D'Youville 02/15/21, vs D'Youville 02/10/21
FT Made	2	at Gannon 01/31/21, vs D'Youville 02/10/21
FT Attempts	2	5 times



**Daemen Men's Basketball  
Individual Career Summaries  
All games**

Page 6/11  
as of Dec 17, 2021

**HIGGINS, Patrick**

				Field Goals		3-Point		F-Throws		Rebounds									Scoring	
SEASON	TEAM	GP-GS	MIN/AVG	FG-FGA	FG%	3FG-3FGA	3FG%	FT-FTA	FT%	OFF	DEF	TOT	AVG	PF-FO	A	TO	BLK	STL	PTS	AVG
2021-22	Daemen	2-0	12/6.0	1-4	.250	0-2	.000	0-0	.000	0	0	0	0.0	0-0	1	2	0	0	2	1.0
<b>TOTAL</b>		<b>2-0</b>	<b>12/6.0</b>	<b>1-4</b>	<b>.250</b>	<b>0-2</b>	<b>.000</b>	<b>0-0</b>	<b>.000</b>	<b>0</b>	<b>0</b>	<b>0</b>	<b>0.0</b>	<b>0-0</b>	<b>1</b>	<b>2</b>	<b>0</b>	<b>0</b>	<b>2</b>	<b>1.0</b>

**Single Game Highs**

Statistic	Value	
Points	2	vs Roberts Wesleyan 12/08/21
Assists	1	vs Roberts Wesleyan 12/08/21
FG Made	1	vs Roberts Wesleyan 12/08/21
FG Attempts	3	vs Roberts Wesleyan 12/08/21
3FG Attempts	2	vs Roberts Wesleyan 12/08/21

**HIND, Tyler**

				Field Goals		3-Point		F-Throws		Rebounds									Scoring	
SEASON	TEAM	GP-GS	MIN/AVG	FG-FGA	FG%	3FG-3FGA	3FG%	FT-FTA	FT%	OFF	DEF	TOT	AVG	PF-FO	A	TO	BLK	STL	PTS	AVG
2020-21	Daemen	16-0	131/8.2	12-27	.444	8-22	.364	2-3	.667	1	8	9	0.6	18-0	8	5	0	3	34	2.1
<b>TOTAL</b>		<b>16-0</b>	<b>131/8.2</b>	<b>12-27</b>	<b>.444</b>	<b>8-22</b>	<b>.364</b>	<b>2-3</b>	<b>.667</b>	<b>1</b>	<b>8</b>	<b>9</b>	<b>0.6</b>	<b>18-0</b>	<b>8</b>	<b>5</b>	<b>0</b>	<b>3</b>	<b>34</b>	<b>2.1</b>

**Single Game Highs**

Statistic	Value	
Points	8	vs West Tex. A&M 03/24/21
Rebounds	4	vs Mercy 02/20/21
Assists	2	vs Mercy 02/20/21, vs D'Youville 02/24/21
Steals	1	at D'Youville 02/15/21, vs D'Youville 02/10/21, at St. Thomas Aquinas 03/07/21
FG Made	3	vs D'Youville 02/24/21, vs West Tex. A&M 03/24/21
FG Attempts	6	vs D'Youville 02/24/21
3FG Made	2	vs D'Youville 02/10/21, vs West Tex. A&M 03/24/21
3FG Attempts	5	vs D'Youville 02/10/21
FT Made	1	at Gannon 01/31/21, vs Bloomfield 03/14/21
FT Attempts	2	vs Bloomfield 03/14/21



**Daemen Men's Basketball**  
Individual Career Summaries  
All games

Page 7/11  
as of Dec 17, 2021

**JOHNSON, Juston**

SEASON	TEAM			Field Goals		3-Point		F-Throws		Rebounds									Scoring	
		GP-GS	MIN/AVG	FG-FGA	FG%	3FG-3FGA	3FG%	FT-FTA	FT%	OFF	DEF	TOT	AVG	PF-FO	A	TO	BLK	STL	PTS	AVG
2020-21	Daemen	14-6	238/17.0	14-39	.359	7-19	.368	9-12	.750	3	13	16	1.1	26-1	24	22	1	12	44	3.1
2021-22	Daemen	10-1	118/11.8	7-18	.389	4-9	.444	4-5	.800	2	7	9	0.9	7-0	9	11	2	3	22	2.2
<b>TOTAL</b>		<b>24-7</b>	<b>356/14.9</b>	<b>21-57</b>	<b>.368</b>	<b>11-28</b>	<b>.393</b>	<b>13-17</b>	<b>.765</b>	<b>5</b>	<b>20</b>	<b>25</b>	<b>1.0</b>	<b>33-1</b>	<b>33</b>	<b>33</b>	<b>3</b>	<b>15</b>	<b>66</b>	<b>2.8</b>

**Single Game Highs**

Statistic	Value	
Points	8	at D'Youville 02/15/21, vs Bloomfield 03/14/21
Rebounds	5	vs D'Youville 02/24/21, vs Bridgeport 12/12/21
Assists	4	vs D'Youville 02/24/21, at D'Youville 02/15/21, vs Roberts Wesleyan 12/08/21
Steals	3	vs D'Youville 02/24/21, at Gannon 01/31/21
Blocks	1	vs D'Youville 02/24/21, vs Roberts Wesleyan 12/08/21, vs Bridgeport 12/12/21
FG Made	3	vs Bloomfield 03/14/21
FG Attempts	6	vs Bridgeport 12/12/21
3FG Made	2	at D'Youville 02/15/21, vs Bloomfield 03/14/21, vs Bridgeport 12/12/21
3FG Attempts	4	vs Bridgeport 12/12/21
FT Made	4	at Gannon 01/31/21
FT Attempts	6	at Gannon 01/31/21

**MACDONALD, Nick**

SEASON	TEAM			Field Goals		3-Point		F-Throws		Rebounds									Scoring	
		GP-GS	MIN/AVG	FG-FGA	FG%	3FG-3FGA	3FG%	FT-FTA	FT%	OFF	DEF	TOT	AVG	PF-FO	A	TO	BLK	STL	PTS	AVG
2019-20	Niag	32-2	433/13.5	44-107	.411	33-89	.371	22-22	1.000	6	26	32	1.0	24-0	11	12	0	11	143	4.5
2020-21	Niag	20-0	272/13.6	21-66	.318	17-56	.304	2-3	.667	2	25	27	1.4	25-0	8	6	0	6	61	3.1
2021-22	Daemen	10-1	205/20.5	17-51	.333	12-37	.324	15-17	.882	4	16	20	2.0	8-0	17	23	1	6	61	6.1
<b>TOTAL FOR Daemen</b>		<b>10-1</b>	<b>205/20.5</b>	<b>17-51</b>	<b>.333</b>	<b>12-37</b>	<b>.324</b>	<b>15-17</b>	<b>.882</b>	<b>4</b>	<b>16</b>	<b>20</b>	<b>2.0</b>	<b>8-0</b>	<b>17</b>	<b>23</b>	<b>1</b>	<b>6</b>	<b>61</b>	<b>6.1</b>
<b>TOTAL</b>		<b>62-3</b>	<b>911/14.7</b>	<b>82-224</b>	<b>.366</b>	<b>62-182</b>	<b>.341</b>	<b>39-42</b>	<b>.929</b>	<b>12</b>	<b>67</b>	<b>79</b>	<b>1.3</b>	<b>57-0</b>	<b>36</b>	<b>41</b>	<b>1</b>	<b>23</b>	<b>265</b>	<b>4.3</b>

**Single Game Highs**

Statistic	Value	
Points	18	at Rider 02/09/20
Rebounds	5	vs Canisius 02/12/20
Assists	4	at Le Moyne 12/06/21
Steals	3	vs Iona 03/12/21
Blocks	1	vs Bridgeport 12/12/21
FG Made	7	at Rider 02/09/20
FG Attempts	11	at Syracuse 12/03/20
3FG Made	5	at Marist 01/02/21
3FG Attempts	10	at Syracuse 12/03/20
FT Made	6	at Marist 02/23/20
FT Attempts	6	at Marist 02/23/20





**Daemen Men's Basketball**  
**Individual Career Summaries**  
**All games**

Page 8/11  
as of Dec 17, 2021

**MASON, Andrew**

				Field Goals		3-Point		F-Throws		Rebounds									Scoring	
SEASON	TEAM	GP-GS	MIN/AVG	FG-FGA	FG%	3FG-3FGA	3FG%	FT-FTA	FT%	OFF	DEF	TOT	AVG	PF-FO	A	TO	BLK	STL	PTS	AVG
2020-21	Daemen	16-16	539/33.7	65-118	.551	38-78	.487	33-42	.786	17	81	98	6.1	28-0	52	30	2	14	201	12.6
2021-22	Daemen	8-7	216/27.0	30-63	.476	21-44	.477	3-5	.600	4	26	30	3.8	9-0	15	11	0	7	84	10.5
TOTAL		24-23	755/31.5	95-181	.525	59-122	.484	36-47	.766	21	107	128	5.3	37-0	67	41	2	21	285	11.9

**Single Game Highs**

Statistic	Value	
Points	25	at D'Youville 02/15/21
Rebounds	10	at Roberts Wesleyan 02/08/21, vs Roberts Wesleyan 02/17/21
Assists	6	vs Bloomfield 03/14/21, vs Bridgeport 12/12/21
Steals	3	at D'Youville 02/15/21
Blocks	2	at St. Thomas Aquinas 02/27/21
FG Made	8	at D'Youville 02/15/21
FG Attempts	14	vs Roberts Wesleyan 02/17/21
3FG Made	5	at D'Youville 02/15/21, at St. Thomas Aquinas 03/07/21
3FG Attempts	9	at D'Youville 02/15/21, vs Bridgeport 12/12/21
FT Made	6	at Roberts Wesleyan 02/08/21
FT Attempts	7	vs Gannon 01/29/21

**OSORIO, Sayeed**

				Field Goals		3-Point		F-Throws		Rebounds										Scoring	
SEASON	TEAM	GP-GS	MIN/AVG	FG-FGA	FG%	3FG-3FGA	3FG%	FT-FTA	FT%	OFF	DEF	TOT	AVG	PF-FO	A	TO	BLK	STL	PTS	AVG	
2020-21	Daemen	8-0	12/1.5	3-10	.300	0-3	.000	0-1	.000	2	4	6	0.8	1-0	0	1	0	0	6	0.8	
2021-22	Daemen	2-0	1/0.5	0-0	.000	0-0	.000	0-0	.000	0	0	0	0.0	0-0	0	0	0	0	0	0.0	
TOTAL		10-0	13/1.3	3-10	.300	0-3	.000	0-1	.000	2	4	6	0.6	1-0	0	1	0	0	6	0.6	

**Single Game Highs**

Statistic	Value	
Points	4	vs D'Youville 02/24/21
Rebounds	3	vs D'Youville 02/24/21
FG Made	2	vs D'Youville 02/24/21
FG Attempts	4	at D'Youville 02/15/21
3FG Attempts	2	vs Mercy 02/20/21
FT Attempts	1	vs D'Youville 02/24/21



**Daemen Men's Basketball**  
Individual Career Summaries  
All games

Page 9/11  
as of Dec 17, 2021

**POUMPEY, Justin**

				Field Goals		3-Point		F-Throws		Rebounds										Scoring	
SEASON	TEAM	GP-GS	MIN/AVG	FG-FGA	FG%	3FG-3FGA	3FG%	FT-FTA	FT%	OFF	DEF	TOT	AVG	PF-FO	A	TO	BLK	STL		PTS	AVG
2021-22	Daemen	4-0	4/1.0	0-1	.000	0-0	.000	0-0	.000	0	1	1	0.3	0-0	0	0	0	0	0	0	0.0
<b>TOTAL</b>		<b>4-0</b>	<b>4/1.0</b>	<b>0-1</b>	<b>.000</b>	<b>0-0</b>	<b>.000</b>	<b>0-0</b>	<b>.000</b>	<b>0</b>	<b>1</b>	<b>1</b>	<b>0.3</b>	<b>0-0</b>	<b>0</b>	<b>0</b>	<b>0</b>	<b>0</b>	<b>0</b>	<b>0</b>	<b>0.0</b>

**Single Game Highs**

Statistic		Value	
Rebounds		1	at Staten Island 11/23/21
FG Attempts		1	at Staten Island 11/23/21

**SALZBERG, Ryan**

				Field Goals		3-Point		F-Throws		Rebounds										Scoring	
SEASON	TEAM	GP-GS	MIN/AVG	FG-FGA	FG%	3FG-3FGA	3FG%	FT-FTA	FT%	OFF	DEF	TOT	AVG	PF-FO	A	TO	BLK	STL		PTS	AVG
2019-20	Daemen	23-0	101/4.4	10-18	.556	6-12	.500	2-3	.667	2	7	9	0.4	7-0	6	1	1	6		28	1.2
2020-21	Daemen	16-12	466/29.1	47-113	.416	26-73	.356	18-24	.750	6	36	42	2.6	29-0	36	31	1	6		138	8.6
2021-22	Daemen	8-8	248/31.0	17-47	.362	8-24	.333	2-4	.500	1	9	10	1.3	10-0	18	8	1	9		44	5.5
<b>TOTAL</b>		<b>47-20</b>	<b>815/17.3</b>	<b>74-178</b>	<b>.416</b>	<b>40-109</b>	<b>.367</b>	<b>22-31</b>	<b>.710</b>	<b>9</b>	<b>52</b>	<b>61</b>	<b>1.3</b>	<b>46-0</b>	<b>60</b>	<b>40</b>	<b>3</b>	<b>21</b>		<b>210</b>	<b>4.5</b>

**Single Game Highs**

Statistic	Value	
Points	17	at Roberts Wesleyan 02/11/21
Rebounds	6	vs Bloomfield 03/14/21, vs West Tex. A&M 03/24/21
Assists	5	at Roberts Wesleyan 02/11/21
Steals	3	vs MSU Moorhead 10/29/21
Blocks	1	at St. Anselm 01/01/20, at Gannon 01/31/21, vs Saint Rose 11/27/21
FG Made	6	at Roberts Wesleyan 02/11/21
FG Attempts	12	at St. Thomas Aquinas 02/27/21
3FG Made	4	at Roberts Wesleyan 02/11/21, at St. Thomas Aquinas 02/28/21
3FG Attempts	8	at St. Thomas Aquinas 02/27/21, at St. Thomas Aquinas 02/28/21
FT Made	3	at D'Youville 02/15/21
FT Attempts	4	at D'Youville 02/15/21



**Daemen Men's Basketball  
Individual Career Summaries  
All games**

Page 10/11  
as of Dec 17, 2021

**SISCHO, Andrew**

SEASON	TEAM	GP-GS	MIN/AVG	Field Goals		3-Point		F-Throws		Rebounds									Scoring	
				FG-FGA	FG%	3FG-3FGA	3FG%	FT-FTA	FT%	OFF	DEF	TOT	AVG	PF-FO	A	TO	BLK	STL	PTS	AVG
2017-18	Daemen	30-18	706/23.5	195-345	.565	3-17	.176	69-106	.651	89	172	261	8.7	71-0	28	65	25	11	462	15.4
2018-19	Daemen	28-26	832/29.7	229-391	.586	4-8	.500	123-169	.728	106	176	282	10.1	72-0	30	58	28	24	585	20.9
2019-20	Daemen	31-29	1054/34.0	298-462	.645	13-29	.448	164-222	.739	138	224	362	11.7	100-1	49	102	35	27	773	24.9
2020-21	Daemen	15-15	526/35.1	160-254	.630	4-19	.211	79-117	.675	71	124	195	13.0	49-2	22	56	16	7	403	26.9
2021-22	Daemen	10-10	335/33.5	95-154	.617	3-7	.429	31-48	.646	50	83	133	13.3	26-0	5	25	7	3	224	22.4
<b>TOTAL</b>		<b>114-98</b>	<b>3453/30.3</b>	<b>977-1606</b>	<b>.608</b>	<b>27-80</b>	<b>.338</b>	<b>466-662</b>	<b>.704</b>	<b>454</b>	<b>779</b>	<b>1233</b>	<b>10.8</b>	<b>318-3</b>	<b>134</b>	<b>306</b>	<b>111</b>	<b>72</b>	<b>2447</b>	<b>21.5</b>

**Single Game Highs**

Statistic	Value	
Points	47	vs Queens (NY) 03/04/20
Rebounds	23	vs Molloy 02/16/18
Assists	5	vs Northwest Mo. St. 11/01/19
Steals	4	at USciences 11/30/19, at Saint Rose 12/19/19
Blocks	5	vs Felician 11/08/19
FG Made	19	vs Queens (NY) 03/04/20
FG Attempts	29	vs Queens (NY) 03/04/20
3FG Made	2	vs Queens (NY) 03/04/20, at St. Thomas Aquinas 02/27/21
3FG Attempts	3	at St. Thomas Aquinas 12/15/19, vs Queens (NY) 03/04/20, at St. Thomas Aquinas 02/28/21
FT Made	12	vs Molloy 02/16/18
FT Attempts	15	vs Molloy 02/16/18



**Daemen Men's Basketball**  
**Individual Career Summaries**  
**All games**

Page 11/11  
as of Dec 17, 2021

**VEIGA, Zecaree**

				Field Goals		3-Point		F-Throws		Rebounds									Scoring	
SEASON	TEAM	GP-GS	MIN/AVG	FG-FGA	FG%	3FG-3FGA	3FG%	FT-FTA	FT%	OFF	DEF	TOT	AVG	PF-FO	A	TO	BLK	STL	PTS	AVG
2019-20	RWC	9-8	263/29.2	35-81	.432	10-32	.313	12-26	.462	12	23	35	3.9	23-0	12	19	1	9	92	10.2
2020-21	RWC	15-0	156/10.4	31-64	.484	6-21	.286	7-10	.700	8	17	25	1.7	27-1	5	12	4	4	75	5.0
2021-22	Daemen	6-0	23/3.8	4-9	.444	1-4	.250	0-0	.000	1	5	6	1.0	3-0	1	1	1	0	9	1.5
<b>TOTAL FOR Daemen</b>		<b>6-0</b>	<b>23/3.8</b>	<b>4-9</b>	<b>.444</b>	<b>1-4</b>	<b>.250</b>	<b>0-0</b>	<b>.000</b>	<b>1</b>	<b>5</b>	<b>6</b>	<b>1.0</b>	<b>3-0</b>	<b>1</b>	<b>1</b>	<b>1</b>	<b>0</b>	<b>9</b>	<b>1.5</b>
<b>TOTAL</b>		<b>30-8</b>	<b>441/14.7</b>	<b>70-154</b>	<b>.455</b>	<b>17-57</b>	<b>.298</b>	<b>19-36</b>	<b>.528</b>	<b>21</b>	<b>45</b>	<b>66</b>	<b>2.2</b>	<b>53-1</b>	<b>18</b>	<b>32</b>	<b>6</b>	<b>13</b>	<b>176</b>	<b>5.9</b>

**Single Game Highs**

Statistic	Value	
Points	19	vs Walsh 11/26/19
Rebounds	6	vs Edinboro 11/14/19, at Mansfield 12/04/19, vs D'Youville 02/20/21
Assists	2	vs Nyack 11/08/19, at Mercyhurst 11/18/19, at Mansfield 12/04/19
Steals	2	vs Nyack 11/08/19, vs Walsh 11/26/19, at Mercyhurst 01/19/21
Blocks	1	6 times
FG Made	8	vs Walsh 11/26/19
FG Attempts	13	vs Walsh 11/26/19
3FG Made	3	vs Walsh 11/26/19
3FG Attempts	6	vs Edinboro 11/14/19, vs Walsh 11/26/19
FT Made	4	vs Nyack 11/08/19, vs D'Youville 02/21/21
FT Attempts	6	at Mansfield 12/04/19